

Lis User Guide

Version 1.6.26



The Scalable Software Infrastructure Project
<http://www.ssisc.org/>

Copyright © 2005 The Scalable Software Infrastructure Project, supported by “Development of Software Infrastructure for Large Scale Scientific Simulation” Team, CREST, JST.
Akira Nishida, Research Institute for Information Technology, Kyushu University, 6-10-1, Hakozaki, Higashi-ku, Fukuoka 812-8581, Japan.
All rights reserved.

Redistribution and use in source and binary forms, with or without modification, are permitted provided that the following conditions are met:

1. Redistributions of source code must retain the above copyright notice, this list of conditions and the following disclaimer.
2. Redistributions in binary form must reproduce the above copyright notice, this list of conditions and the following disclaimer in the documentation and/or other materials provided with the distribution.
3. Neither the name of the University nor the names of its contributors may be used to endorse or promote products derived from this software without specific prior written permission.

THIS SOFTWARE IS PROVIDED BY THE SCALABLE SOFTWARE INFRASTRUCTURE PROJECT “AS IS” AND ANY EXPRESS OR IMPLIED WARRANTIES, INCLUDING, BUT NOT LIMITED TO, THE IMPLIED WARRANTIES OF MERCHANTABILITY AND FITNESS FOR A PARTICULAR PURPOSE ARE DISCLAIMED. IN NO EVENT SHALL THE SCALABLE SOFTWARE INFRASTRUCTURE PROJECT BE LIABLE FOR ANY DIRECT, INDIRECT, INCIDENTAL, SPECIAL, EXEMPLARY, OR CONSEQUENTIAL DAMAGES (INCLUDING, BUT NOT LIMITED TO, PROCUREMENT OF SUBSTITUTE GOODS OR SERVICES; LOSS OF USE, DATA, OR PROFITS; OR BUSINESS INTERRUPTION) HOWEVER CAUSED AND ON ANY THEORY OF LIABILITY, WHETHER IN CONTRACT, STRICT LIABILITY, OR TORT (INCLUDING NEGLIGENCE OR OTHERWISE) ARISING IN ANY WAY OUT OF THE USE OF THIS SOFTWARE, EVEN IF ADVISED OF THE POSSIBILITY OF SUCH DAMAGE.

Cover: Ogata Korin. Irises. c1705. Nezu Museum.

Contents

| | | |
|----------|---|-----------|
| 1 | Introduction | 4 |
| 2 | Installation | 5 |
| 2.1 | System Requirements | 5 |
| 2.2 | Installing on UNIX and Compatible Systems | 5 |
| 2.2.1 | Extracting Archive | 5 |
| 2.2.2 | Configuring Source Tree | 5 |
| 2.2.3 | Compiling | 6 |
| 2.2.4 | Installing | 8 |
| 2.3 | Installing on Windows Systems | 9 |
| 2.4 | Testing | 9 |
| 2.4.1 | test1 | 9 |
| 2.4.2 | test2 | 10 |
| 2.4.3 | test2b | 10 |
| 2.4.4 | test3 | 10 |
| 2.4.5 | test3b | 10 |
| 2.4.6 | test4 | 11 |
| 2.4.7 | test5 | 11 |
| 2.4.8 | test6 | 11 |
| 2.4.9 | etest1 | 11 |
| 2.4.10 | etest2 | 12 |
| 2.4.11 | etest3 | 12 |
| 2.4.12 | etest4 | 12 |
| 2.4.13 | etest5 | 12 |
| 2.4.14 | etest6 | 12 |
| 2.4.15 | etest7 | 13 |
| 2.4.16 | spmvttest1 | 13 |
| 2.4.17 | spmvttest2 | 13 |
| 2.4.18 | spmvttest2b | 13 |
| 2.4.19 | spmvttest3 | 14 |
| 2.4.20 | spmvttest3b | 14 |
| 2.4.21 | spmvttest4 | 14 |
| 2.4.22 | spmvttest5 | 14 |
| 2.5 | Limitations | 14 |
| 3 | Basic Operations | 16 |
| 3.1 | Initializing and Finalizing | 16 |
| 3.2 | Operating Vectors | 17 |
| 3.3 | Operating Matrices | 19 |
| 3.4 | Solving Linear Equations | 25 |
| 3.5 | Solving Eigenvalue Problems | 28 |
| 3.6 | Writing Programs | 31 |
| 3.7 | An Alternate Workflow: PSD | 34 |
| 3.8 | Compiling and Linking | 37 |
| 3.9 | Running | 38 |
| 3.10 | Zero DOFs on a Process | 39 |
| 4 | Quadruple Precision Operations | 40 |
| 4.1 | Using Quadruple Precision Operations | 40 |

| | | |
|----------|---|-----------|
| 5 | Matrix Storage Formats | 42 |
| 5.1 | Compressed Sparse Row (CSR) | 42 |
| 5.1.1 | Creating Matrices (for Serial and Multithreaded Environments) | 42 |
| 5.1.2 | Creating Matrices (for Multiprocessing Environment) | 43 |
| 5.1.3 | Associating Arrays | 43 |
| 5.2 | Compressed Sparse Column (CSC) | 44 |
| 5.2.1 | Creating Matrices (for Serial and Multithreaded Environments) | 44 |
| 5.2.2 | Creating Matrices (for Multiprocessing Environment) | 45 |
| 5.2.3 | Associating Arrays | 45 |
| 5.3 | Modified Compressed Sparse Row (MSR) | 46 |
| 5.3.1 | Creating Matrices (for Serial and Multithreaded Environments) | 46 |
| 5.3.2 | Creating Matrices (for Multiprocessing Environment) | 47 |
| 5.3.3 | Associating Arrays | 47 |
| 5.4 | Diagonal (DIA) | 48 |
| 5.4.1 | Creating Matrices (for Serial Environment) | 48 |
| 5.4.2 | Creating Matrices (for Multithreaded Environment) | 49 |
| 5.4.3 | Creating Matrices (for Multiprocessing Environment) | 50 |
| 5.4.4 | Associating Arrays | 50 |
| 5.5 | Ellpack-Itpack Generalized Diagonal (ELL) | 51 |
| 5.5.1 | Creating Matrices (for Serial and Multithreaded Environments) | 51 |
| 5.5.2 | Creating Matrices (for Multiprocessing Environment) | 52 |
| 5.5.3 | Associating Arrays | 52 |
| 5.6 | Jagged Diagonal (JAD) | 53 |
| 5.6.1 | Creating Matrices (for Serial Environment) | 54 |
| 5.6.2 | Creating Matrices (for Multithreaded Environment) | 55 |
| 5.6.3 | Creating Matrices (for Multiprocessing Environment) | 56 |
| 5.6.4 | Associating Arrays | 56 |
| 5.7 | Block Sparse Row (BSR) | 57 |
| 5.7.1 | Creating Matrices (for Serial and Multithreaded Environments) | 57 |
| 5.7.2 | Creating Matrices (for Multiprocessing Environment) | 58 |
| 5.7.3 | Associating Arrays | 58 |
| 5.8 | Block Sparse Column (BSC) | 59 |
| 5.8.1 | Creating Matrices (for Serial and Multithreaded Environments) | 59 |
| 5.8.2 | Creating Matrices (for Multiprocessing Environment) | 60 |
| 5.8.3 | Associating Arrays | 60 |
| 5.9 | Variable Block Row (VBR) | 61 |
| 5.9.1 | Creating Matrices (for Serial and Multithreaded Environments) | 62 |
| 5.9.2 | Creating Matrices (for Multiprocessing Environment) | 63 |
| 5.9.3 | Associating Arrays | 64 |
| 5.10 | Coordinate (COO) | 65 |
| 5.10.1 | Creating Matrices (for Serial and Multithreaded Environments) | 65 |
| 5.10.2 | Creating Matrices (for Multiprocessing Environment) | 66 |
| 5.10.3 | Associating Arrays | 66 |
| 5.11 | Dense (DNS) | 67 |
| 5.11.1 | Creating Matrices (for Serial and Multithreaded Environments) | 67 |
| 5.11.2 | Creating Matrices (for Multiprocessing Environment) | 68 |
| 5.11.3 | Associating Arrays | 68 |

| | | |
|----------|-------------------------------------|-----------|
| 6 | Functions | 69 |
| 6.1 | Operating Vector Elements | 70 |
| 6.1.1 | lis_vector_create | 70 |
| 6.1.2 | lis_vector_destroy | 70 |
| 6.1.3 | lis_vector_duplicate | 71 |
| 6.1.4 | lis_vector_set_size | 71 |
| 6.1.5 | lis_vector_get_size | 72 |
| 6.1.6 | lis_vector_get_range | 72 |
| 6.1.7 | lis_vector_set_value | 73 |
| 6.1.8 | lis_vector_get_value | 73 |
| 6.1.9 | lis_vector_set_values | 74 |
| 6.1.10 | lis_vector_get_values | 75 |
| 6.1.11 | lis_vector_scatter | 75 |
| 6.1.12 | lis_vector_gather | 76 |
| 6.2 | Operating Matrix Elements | 77 |
| 6.2.1 | lis_matrix_create | 77 |
| 6.2.2 | lis_matrix_destroy | 77 |
| 6.2.3 | lis_matrix_duplicate | 78 |
| 6.2.4 | lis_matrix_malloc | 78 |
| 6.2.5 | lis_matrix_set_value | 79 |
| 6.2.6 | lis_matrix_assemble | 79 |
| 6.2.7 | lis_matrix_set_size | 80 |
| 6.2.8 | lis_matrix_get_size | 80 |
| 6.2.9 | lis_matrix_get_range | 81 |
| 6.2.10 | lis_matrix_get_nnz | 81 |
| 6.2.11 | lis_matrix_set_type | 82 |
| 6.2.12 | lis_matrix_get_type | 82 |
| 6.2.13 | lis_matrix_set_csr | 83 |
| 6.2.14 | lis_matrix_set_csc | 83 |
| 6.2.15 | lis_matrix_set_msr | 84 |
| 6.2.16 | lis_matrix_set_dia | 84 |
| 6.2.17 | lis_matrix_set_ell | 85 |
| 6.2.18 | lis_matrix_set_jad | 85 |
| 6.2.19 | lis_matrix_set_bsr | 86 |
| 6.2.20 | lis_matrix_set_bsc | 86 |
| 6.2.21 | lis_matrix_set_vbr | 87 |
| 6.2.22 | lis_matrix_set_coo | 88 |
| 6.2.23 | lis_matrix_set_dns | 89 |
| 6.2.24 | lis_matrix_unset | 89 |
| 6.3 | Computing with Vectors and Matrices | 90 |
| 6.3.1 | lis_vector_swap | 90 |
| 6.3.2 | lis_vector_copy | 90 |
| 6.3.3 | lis_vector_axpy | 91 |
| 6.3.4 | lis_vector_xpay | 91 |
| 6.3.5 | lis_vector_axpyz | 92 |
| 6.3.6 | lis_vector_scale | 92 |
| 6.3.7 | lis_vector_pmul | 93 |
| 6.3.8 | lis_vector_pdiv | 93 |
| 6.3.9 | lis_vector_set_all | 94 |
| 6.3.10 | lis_vector_abs | 94 |
| 6.3.11 | lis_vector_reciprocal | 95 |
| 6.3.12 | lis_vector_conjugate | 95 |
| 6.3.13 | lis_vector_shift | 96 |

| | | |
|--------|---|-----|
| 6.3.14 | lis_vector_dot | 97 |
| 6.3.15 | lis_vector_nhdot | 97 |
| 6.3.16 | lis_vector_nrm1 | 98 |
| 6.3.17 | lis_vector_nrm2 | 98 |
| 6.3.18 | lis_vector_nrmi | 99 |
| 6.3.19 | lis_vector_sum | 99 |
| 6.3.20 | lis_matrix_set_blocksize | 100 |
| 6.3.21 | lis_matrix_convert | 101 |
| 6.3.22 | lis_matrix_copy | 102 |
| 6.3.23 | lis_matrix_axpy | 102 |
| 6.3.24 | lis_matrix_xpay | 103 |
| 6.3.25 | lis_matrix_axpyz | 103 |
| 6.3.26 | lis_matrix_scale | 104 |
| 6.3.27 | lis_matrix_get_diagonal | 105 |
| 6.3.28 | lis_matrix_shift_diagonal | 105 |
| 6.3.29 | lis_matvec | 106 |
| 6.3.30 | lis_matvect | 106 |
| 6.4 | Solving Linear Equations | 107 |
| 6.4.1 | lis_solver_create | 107 |
| 6.4.2 | lis_solver_destroy | 107 |
| 6.4.3 | lis_precon_create | 108 |
| 6.4.4 | lis_precon_destroy | 108 |
| 6.4.5 | lis_solver_set_option | 109 |
| 6.4.6 | lis_solver_set_optionC | 112 |
| 6.4.7 | lis_solve | 112 |
| 6.4.8 | lis_solve_kernel | 113 |
| 6.4.9 | lis_solver_get_status | 114 |
| 6.4.10 | lis_solver_get_iter | 114 |
| 6.4.11 | lis_solver_get_iterex | 115 |
| 6.4.12 | lis_solver_get_time | 115 |
| 6.4.13 | lis_solver_get_timeex | 116 |
| 6.4.14 | lis_solver_get_residualnorm | 116 |
| 6.4.15 | lis_solver_get_rhistory | 117 |
| 6.4.16 | lis_solver_get_solver | 118 |
| 6.4.17 | lis_solver_get_precon | 118 |
| 6.4.18 | lis_solver_get_solvername | 119 |
| 6.4.19 | lis_solver_get_preconname | 119 |
| 6.5 | Solving Eigenvalue Problems | 120 |
| 6.5.1 | lis_esolver_create | 120 |
| 6.5.2 | lis_esolver_destroy | 120 |
| 6.5.3 | lis_esolver_set_option | 121 |
| 6.5.4 | lis_esolver_set_optionC | 124 |
| 6.5.5 | lis_esolve | 124 |
| 6.5.6 | lis_esolver_get_status | 125 |
| 6.5.7 | lis_esolver_get_iter | 125 |
| 6.5.8 | lis_esolver_get_iterex | 126 |
| 6.5.9 | lis_esolver_get_time | 126 |
| 6.5.10 | lis_esolver_get_timeex | 127 |
| 6.5.11 | lis_esolver_get_residualnorm | 127 |
| 6.5.12 | lis_esolver_get_rhistory | 128 |
| 6.5.13 | lis_esolver_get_evalues | 128 |
| 6.5.14 | lis_esolver_get_evectors | 129 |
| 6.5.15 | lis_esolver_get_residualnorms | 129 |

| | | |
|-----------------------|---|------------|
| 6.5.16 | lis_esolver_get_iters | 130 |
| 6.5.17 | lis_esolver_get_esolver | 130 |
| 6.5.18 | lis_esolver_get_esolvername | 130 |
| 6.6 | Computing with Arrays | 131 |
| 6.6.1 | lis_array_swap | 131 |
| 6.6.2 | lis_array_copy | 131 |
| 6.6.3 | lis_array_axpy | 132 |
| 6.6.4 | lis_array_xpay | 132 |
| 6.6.5 | lis_array_axpyz | 133 |
| 6.6.6 | lis_array_scale | 133 |
| 6.6.7 | lis_array_pmul | 134 |
| 6.6.8 | lis_array_pdiv | 134 |
| 6.6.9 | lis_array_set_all | 135 |
| 6.6.10 | lis_array_abs | 135 |
| 6.6.11 | lis_array_reciprocal | 136 |
| 6.6.12 | lis_array_shift | 136 |
| 6.6.13 | lis_array_dot | 137 |
| 6.6.14 | lis_array_nrm1 | 137 |
| 6.6.15 | lis_array_nrm2 | 138 |
| 6.6.16 | lis_array_nrmi | 138 |
| 6.6.17 | lis_array_sum | 139 |
| 6.6.18 | lis_array_matvec | 140 |
| 6.6.19 | lis_array_matvect | 140 |
| 6.6.20 | lis_array_matvec_ns | 141 |
| 6.6.21 | lis_array_matmat | 142 |
| 6.6.22 | lis_array_matmat_ns | 143 |
| 6.6.23 | lis_array_ge | 144 |
| 6.6.24 | lis_array_solve | 144 |
| 6.6.25 | lis_array_cgs | 145 |
| 6.6.26 | lis_array_mgs | 145 |
| 6.6.27 | lis_array_qr | 146 |
| 6.7 | Operating External Files | 147 |
| 6.7.1 | lis_input | 147 |
| 6.7.2 | lis_input_vector | 147 |
| 6.7.3 | lis_input_matrix | 148 |
| 6.7.4 | lis_output | 148 |
| 6.7.5 | lis_output_vector | 149 |
| 6.7.6 | lis_output_matrix | 149 |
| 6.8 | Other Functions | 150 |
| 6.8.1 | lis_initialize | 150 |
| 6.8.2 | lis_finalize | 150 |
| 6.8.3 | lis_wtime | 151 |
| 6.8.4 | CHKERR | 151 |
| References | | 152 |
| A File Formats | | 157 |
| A.1 | Extended Matrix Market Format | 157 |
| A.2 | Harwell-Boeing Format | 158 |
| A.3 | Extended Matrix Market Format for Vectors | 159 |
| A.4 | PLAIN Format for Vectors | 159 |

Changes from Version 1.0

1. Addition: Support for double-double (quadruple) precision operations.
2. Addition: Support for Fortran compilers.
3. Addition: Support for Autotools.
4. Changes:
 - (a) Structure of solvers.
 - (b) Arguments of the functions `lis_matrix_create()` and `lis_vector_create()`.
 - (c) Notation of command line options.

Changes from Version 1.1

1. Addition: Support for eigensolvers.
2. Addition: Support for 64bit integers.
3. Changes:
 - (a) Names of the functions `lis_output_residual_history()` and `lis_get_residual_history()` to `lis_solver_output_rhistory()` and `lis_solver_get_rhistory()`, respectively.
 - (b) Origin of the Fortran interfaces `lis_vector_set_value()` and `lis_vector_get_value()` to 1.
 - (c) Origin of the Fortran interface `lis_vector_set_size()` to 1.
 - (d) Name of the precision flag `-precision` to `-f`.
4. Change: Specification of the function `lis_solve_kernel()` to return the residual computed by the function `lis_solve_execute()`.
5. Changes: Specifications of integer types:
 - (a) Replacement: The type of integer in C programs with `LIS_INT`, which is equivalent to `int` by default. If the preprocessor macro `_LONGLONG` is defined, it is replaced with `long long int`.
 - (b) Replacement: The type of integer in Fortran programs with `LIS_INTEGER`, which is equivalent to `integer` by default. If the preprocessor macro `_LONGLONG` is defined, it is replaced with `integer*8`.
6. Change: Names of the matrix storage formats CRS (Compressed Row Storage) and CCS (Compressed Column Storage) to CSR (Compressed Sparse Row) and CSC (Compressed Sparse Column), respectively.
7. Change: Names of the functions `lis_get_solvername()`, `lis_get_preconname()`, and `lis_get_esolvername()` to `lis_solver_get_solvername()`, `lis_solver_get_preconname()`, and `lis_esolver_get_esolvername()`, respectively.

Changes from Version 1.2

1. Addition: Support for nmake.
2. Change: Name of the file `lis_config_win32.h` to `lis_config_win.h`.
3. Change: Name of the matrix storage format JDS (Jagged Diagonal Storage) to JAD (Jagged Diagonal).
4. Change: Names of the functions `lis_fscan_double()` and `lis_bswap_double()` to `lis_fscan_scalar()` and `lis_bswap_scalar()`, respectively.

Changes from Version 1.3

1. Addition: Support for long double (quadruple) precision operations.
2. Addition: Support for pointer operations in Fortran.
3. Change: Name of the members `residual` of the structs `LIS_SOLVER` and `LIS_ESOLVER` to `rhistry`.
4. Change: Names of the members `iters` and `iters2` of the structs `LIS_SOLVER` and `LIS_ESOLVER` to `iter` and `iter2`, respectively.
5. Change: Names of the functions `lis_solver_get_iters()`, `lis_solver_get_itersex()`, `lis_esolver_get_iters()`, and `lis_esolver_get_itersex()` to `lis_solver_get_iter()`, `lis_solver_get_iterex()`, `lis_esolver_get_iter()`, and `lis_esolver_get_iterex()`, respectively.
6. Change: Names of the members `*times` of the structs `LIS_SOLVER` and `LIS_ESOLVER` to `*time`, respectively.
7. Addition: Member `intvalue` to the struct `LIS_VECTOR`.
8. Change: Specifications of the functions `lis_output_vector*()` and `lis_output_mm_vec()` to allow integer data.
9. Change: Names of the functions `lis_matrix_scaling*()` to `lis_matrix_scale*()`, respectively.
10. Change: Names of the functions `lis_array_dot2()` and `lis_array_invGauss()` to `lis_array_dot()` and `lis_array_ge()`, respectively.

Changes from Version 1.4

1. Addition: Support for array operations.
2. Addition: Support for alternative workflow PSD (Preconditioner and Solver Decoupled).
3. Change: Specification of the function `lis_array_qr()` to return the number of iterations and error of the QR algorithm.
4. Change: Names of the functions `lis_array_matvec2()` and `lis_array_matmat2()` to `lis_array_matvec_ns()` and `lis_array_matmat_ns()`, respectively.
5. Change: Names of the preprocessor macros `_LONGLONG` and `LONGLONG` to `_LONG__LONG` and `LONG__LONG`, respectively.

Changes from Version 1.5

1. Addition: Support for complex numbers.

1 Introduction

Lis (Library of Iterative Solvers for linear systems, pronounced [lis]) is a parallel software library for solving the linear equations

$$Ax = b$$

and the standard eigenvalue problems

$$Ax = \lambda x$$

with sparse matrices, which arise in the numerical solution of partial differential equations, using iterative methods[1]. The solvers available in Lis are listed in Table 1 and 2, and the preconditioners are listed in Table 3. The supported matrix storage formats are listed in Table 4.

Table 1: Linear Solvers

| | |
|----------------------|-----------------|
| CG[2, 3] | CR[2] |
| BiCG[4] | BiCR[5] |
| CGS[6] | CRS[7] |
| BiCGSTAB[8] | BiCRSTAB[7] |
| GPBiCG[9] | GPBiCR[7] |
| BiCGSafe[10] | BiCRSafe[11] |
| BiCGSTAB(l)[12] | TFQMR[13] |
| Jacobi[14] | Orthomin(m)[15] |
| Gauss-Seidel[16, 17] | GMRES(m)[18] |
| SOR[19, 20] | FGMRES(m)[21] |
| IDR(s)[22] | MINRES[23] |
| COCG[24] | COCR[25] |

Table 2: Eigensolvers

| |
|------------------------|
| Power[26] |
| Inverse[27] |
| Approximate Inverse[1] |
| Rayleigh Quotient[28] |
| CG[29] |
| CR[30] |
| Jacobi-Davidson[31] |
| Subspace[32] |
| Lanczos[33] |
| Arnoldi[34] |

Table 3: Preconditioners

| |
|--------------------------|
| Jacobi[35] |
| SSOR[35] |
| ILU(k)[36, 37] |
| ILUT[38, 39] |
| Crout ILU[39, 40] |
| I+S[41] |
| SA-AMG[42] |
| Hybrid[43] |
| SAINV[44] |
| Additive Schwarz[45, 46] |
| User defined |

Table 4: Matrix Storage Formats

| | |
|-------------------------------------|-------|
| Compressed Sparse Row | (CSR) |
| Compressed Sparse Column | (CSC) |
| Modified Compressed Sparse Row | (MSR) |
| Diagonal | (DIA) |
| Ellpack-Itpack Generalized Diagonal | (ELL) |
| Jagged Diagonal | (JAD) |
| Block Sparse Row | (BSR) |
| Block Sparse Column | (BSC) |
| Variable Block Row | (VBR) |
| Coordinate | (COO) |
| Dense | (DNS) |

2 Installation

This section describes the instructions for installing and testing Lis.

2.1 System Requirements

The installation of Lis requires a C compiler. The Fortran interface requires a Fortran compiler, and the algebraic multigrid preconditioner requires a Fortran 90 compiler. For parallel computing environments, an OpenMP[88] or MPI-1[82] library is used[47, 48]. Both the Harwell-Boeing[74] and Matrix Market[78] formats are supported to import and export user data. Lis has been tested in the environments listed in Table 5 (see also Table 7).

Table 5: Major Tested Platforms

| C Compilers | OS |
|--|------------------------------|
| Intel C/C++ Compiler 7.0, 8.0, 9.1, 10.1, 11.1, 12.1, 14.0, 16.0 | Linux Windows |
| IBM XL C/C++ V7.0, 9.0 | AIX Linux |
| Sun WorkShop 6, Sun ONE Studio 7, Sun Studio 11, 12 | Solaris |
| PGI C++ 6.0, 7.1, 10.5 | Linux |
| gcc 3.3, 4.4, 5.3 | Linux Mac OS X Windows |
| Microsoft Visual C++ 2008, 2010, 2012, 2013, 2015 | Windows |
| Fortran Compilers (Optional) | OS |
| Intel Fortran Compiler 8.1, 9.1, 10.1, 11.1, 12.1, 14.0, 16.0 | Linux Windows |
| IBM XL Fortran V9.1, 11.1 | AIX Linux |
| Sun WorkShop 6, Sun ONE Studio 7, Sun Studio 11, 12 | Solaris |
| PGI Fortran 6.0, 7.1, 10.5 | Linux |
| g77 3.3 gfortran 4.4, 5.3 | Linux Mac OS X Windows |

2.2 Installing on UNIX and Compatible Systems

2.2.1 Extracting Archive

Enter the following command to extract the archive, where (\$VERSION) represents the version:

```
> gunzip -c lis-($VERSION).tar.gz | tar xvf -
```

This creates a directory lis-(\$VERSION) together with its subfolders as shown in Figure 1.

2.2.2 Configuring Source Tree

In the directory lis-(\$VERSION), run the following command to configure the source tree:

- default: `> ./configure`
- specify the installation destination: `> ./configure --prefix=<install-dir>`

```

lis-($VERSION)
+ config
| configuration files
+ doc
| documents
+ graphics
| sample files for graphics
+ include
| header files
+ src
| source files
+ test
| test programs
+ win
  configuration files for Windows systems

```

Figure 1: Files contained in `lis-($VERSION).tar.gz`

Table 6 shows the major options that can be specified for the configuration, and Table 7 shows the major computing environments that can be specified by `TARGET`.

2.2.3 Compiling

In the directory `lis-($VERSION)`, run the following command to generate the executable files:

```
> make
```

To ensure that the library has been built successfully, enter

```
> make check
```

in `lis-($VERSION)`. This runs a test script using the executable files created in `lis-($VERSION)/test`, which reads the data of the coefficient matrix and the right-hand side vector from the file `test/testmat.mtx` and solve the linear equation $Ax = b$ by the BiCG method. The result on the SGI Altix 3700 is shown below. Options `--enable-omp` and `--enable-mpi` can be combined.

— Default —

```

matrix size = 100 x 100 (460 nonzero entries)

initial vector x      : 0
precision              : double
linear solver          : BiCG
preconditioner         : none
convergence condition : ||b-Ax||_2 <= 1.0e-12 * ||b-Ax_0||_2
matrix storage format  : CSR
linear solver status   : normal end

BiCG: number of iterations = 15 (double = 15, quad = 0)
BiCG: elapsed time        = 5.178690e-03 sec.
BiCG: preconditioner      = 1.277685e-03 sec.
BiCG: matrix creation     = 1.254797e-03 sec.
BiCG: linear solver       = 3.901005e-03 sec.
BiCG: relative residual   = 6.327297e-15

```

Table 6: Major Configuration Options (see `./configure --help` for the complete list)

| | |
|---|--|
| <code>--enable-omp</code> | Build with OpenMP library |
| <code>--enable-mpi</code> | Build with MPI library |
| <code>--enable-fortran</code> | Enable FORTRAN 77 compatible interface |
| <code>--enable-f90</code> | Enable Fortran 90 compatible interface |
| <code>--enable-saamg</code> | Enable SA-AMG preconditioner |
| <code>--enable-quad</code> | Enable double-double (quadruple) precision support |
| <code>--enable-longdouble</code> | Enable long double (quadruple) precision support |
| <code>--enable-longlong</code> | Enable 64bit integer support |
| <code>--enable-complex</code> | Enable complex scalar support |
| <code>--enable-debug</code> | Enable debugging |
| <code>--enable-shared</code> | Enable dynamic linking |
| <code>--enable-gprof</code> | Enable profiling |
| <code>--prefix=<install-dir></code> | Specify installation destination |
| <code>TARGET=<target></code> | Specify computing environment |
| <code>CC=<c_compiler></code> | Specify C compiler |
| <code>CFLAGS=<c_flags></code> | Specify options for C compiler |
| <code>F77=<f77_compiler></code> | Specify FORTRAN 77 compiler |
| <code>F77FLAGS=<f77_flags></code> | Specify options for FORTRAN 77 compiler |
| <code>FC=<f90_compiler></code> | Specify Fortran 90 compiler |
| <code>FCFLAGS=<f90_flags></code> | Specify options for Fortran 90 compiler |
| <code>LDFLAGS=<ld_flags></code> | Specify link options |

Table 7: Examples of Targets (see `lis-($VERSION)/configure.ac` for details)

| <target> | Equivalent options |
|---------------------------------|--|
| <code>cray_xt3_cross</code> | <code>./configure CC=cc FC=ftn CFLAGS="-O3 -B -fastsse -tp k8-64" FCFLAGS="-O3 -fastsse -tp k8-64 -Mpreprocess" FCLDFLAGS="-Mnomain" ac_cv_sizeof_void_p=8 cross_compiling=yes ax_f77_mangling="lower case, no underscore, extra underscore"</code> |
| <code>fujitsu_fx10_cross</code> | <code>./configure CC=fccpx FC=f77px CFLAGS="-Kfast,ocl,preex" FCFLAGS="-Kfast,ocl,preex -Cpp -fs" FCLDFLAGS="-mlcmain=main" ac_cv_sizeof_void_p=8 cross_compiling=yes ax_f77_mangling="lower case, underscore, no extra underscore"</code> |
| <code>hitachi_sr16k</code> | <code>./configure CC=cc FC=f90 CFLAGS="-Os -noprogram" FCFLAGS="-Oss -noprogram" FCLDFLAGS="-lf90s" ac_cv_sizeof_void_p=8 ax_f77_mangling="lower case, underscore, no extra underscore"</code> |
| <code>ibm_bg1_cross</code> | <code>./configure CC=blrts_xlc FC=blrts_xlf90 CFLAGS="-O3 -qarch=440d -qtune=440 -qstrict" FCFLAGS="-O3 -qarch=440d -qtune=440 -qsuffix=cpp=F90" ac_cv_sizeof_void_p=4 cross_compiling=yes ax_f77_mangling="lower case, no underscore, no extra underscore"</code> |
| <code>nec_sx9_cross</code> | <code>./configure CC=sxmpic++ FC=sxmpif90 AR=sxar RANLIB=true ac_cv_sizeof_void_p=8 ax_vector_machine=yes cross_compiling=yes ax_f77_mangling="lower case, no underscore, extra underscore"</code> |

```

--enable-omp
max number of threads = 32
number of threads = 2
matrix size = 100 x 100 (460 nonzero entries)

initial vector x      : 0
precision              : double
linear solver          : BiCG
preconditioner         : none
convergence condition : ||b-Ax||_2 <= 1.0e-12 * ||b-Ax_0||_2
matrix storage format  : CSR
linear solver status   : normal end

BiCG: number of iterations = 15 (double = 15, quad = 0)
BiCG: elapsed time        = 8.960009e-03 sec.
BiCG: preconditioner      = 2.297878e-03 sec.
BiCG: matrix creation     = 2.072096e-03 sec.
BiCG: linear solver       = 6.662130e-03 sec.
BiCG: relative residual   = 6.221213e-15

```

```

--enable-mpi
number of processes = 2
matrix size = 100 x 100 (460 nonzero entries)

initial vector x      : 0
precision              : double
linear solver          : BiCG
preconditioner         : none
convergence condition : ||b-Ax||_2 <= 1.0e-12 * ||b-Ax_0||_2
matrix storage format  : CSR
linear solver status   : normal end

BiCG: number of iterations = 15 (double = 15, quad = 0)
BiCG: elapsed time        = 2.911400e-03 sec.
BiCG: preconditioner      = 1.560780e-04 sec.
BiCG: matrix creation     = 1.459997e-04 sec.
BiCG: linear solver       = 2.755322e-03 sec.
BiCG: relative residual   = 6.221213e-15

```

2.2.4 Installing

In the directory `lis-($VERSION)`, enter

```
> make install
```

which copies the files to the destination directory as follows:

```

($INSTALLDIR)
+bin
|   +lsolve esolve hpcg_kernel hpcg_spmvtest spmvtest*
+include
|   +lis_config.h lis.h lisf.h
+lib

```

```
| +liblis.a
+share
+doc/lis examples/lis man
```

`lis_config.h` is the header file required to build the library, and `lis.h` and `lisf.h` are the header files required by the C and Fortran compilers, respectively. `liblis.a` is the library. To ensure that the library has been installed successfully, enter

```
> make installcheck
```

in `lis-($VERSION)`. This runs a test script using the executable files installed in `examples/lis`. `test1`, `etest5`, `test3b`, and `spmvtest3b` in `examples/lis` are copied in `($INSTALLDIR)/bin` as `lsolve`, `esolve`, `hpcg_kernel`, and `hpcg-spmvtest`, respectively. `examples/lis/spmvtest*` are also copied in `($INSTALLDIR)/bin`.

To remove the copied files in `($INSTALLDIR)`, enter

```
> make uninstall
```

To remove the generated library and executable files in `lis-($VERSION)`, enter

```
> make clean
```

To remove the configuration files in addition to the other generated files, enter

```
> make distclean
```

2.3 Installing on Windows Systems

Use an appropriate tool to extract the archive. To use the Microsoft Build Engine, run the following command in the directory `lis-($VERSION)\win` and generate the configuration file `Makefile` (See `configure.bat --help` for details):

```
> configure.bat
```

The default configuration of `Makefile` is defined in `Makefile.in`. To build the library, run the following command in the directory `lis-($VERSION)\win`:

```
> nmake
```

To ensure that the library has been built successfully, enter

```
> nmake check
```

The following command copies the library to `lis-($VERSION)\lib` and the executable files to `lis-($VERSION)\bin`, respectively:

```
> nmake install
```

To remove the copied files in `lis-($VERSION)\lib` and `lis-($VERSION)\bin`, enter

```
> nmake uninstall
```

To remove the generated library and executables files in `lis-($VERSION)\win`, enter

```
> nmake clean
```

To remove the configuration files in addition to the other generated files, enter

```
> nmake distclean
```

To use UNIX compatible environments, follow the instructions in the previous section.

2.4 Testing

Test programs are located in `lis-($VERSION)/test`.

2.4.1 test1

Usage: `test1 matrix_filename rhs_setting solution_filename rhistory_filename [options]`

This program inputs the data of the coefficient matrix from `matrix_filename` and solves the linear equation $Ax = b$ with the solver specified by `options`. It outputs the solution to `solution_filename` in the extended Matrix Market format and the residual history to `rhistory_filename` in the PLAIN format (see Appendix). The Matrix Market and extended Matrix Market formats are supported for `matrix_filename`. One of the following values can be specified by `rhs_setting`:

| | |
|---------------------------|--|
| 0 | Use the right-hand side vector b included in the data file |
| 1 | Use $b = (1, \dots, 1)^T$ |
| 2 | Use $b = A \times (1, \dots, 1)^T$ |
| <code>rhs_filename</code> | The filename for the right-hand side vector |

The PLAIN and Matrix Market formats are supported for `rhs_filename`. `test1f.F` is the Fortran version of `test1.c`.

2.4.2 test2

Usage: `test2 m n matrix_type solution_filename rhistory_filename [options]`

This program solves the linear equation $Ax = b$, where the coefficient matrix A of size mn is a discretized two dimensional Laplacian using the five point central difference scheme, with the coefficient matrix in the storage format specified by `matrix_type` and the solver specified by `options`. It outputs the solution to `solution_filename` in the extended Matrix Market format and the residual history to `rhistory_filename` in the PLAIN format. The right-hand side vector b is set such that the values of the elements of the solution x are 1. The values `m` and `n` represent the numbers of grid points in each dimension. `test2f.F90` is the Fortran 90 version of `test2.c`.

2.4.3 test2b

Usage: `test2b m n matrix_type solution_filename rhistory_filename [options]`

This program solves the linear equation $Ax = b$, where the coefficient matrix A of size mn is a discretized two dimensional Laplacian using the nine point central difference scheme, with the coefficient matrix in the storage format specified by `matrix_type` and the solver specified by `options`. It outputs the solution to `solution_filename` in the extended Matrix Market format and the residual history to `rhistory_filename` in the PLAIN format. The right-hand side vector b is set such that the values of the elements of the solution x are 1. The values `m` and `n` represent the numbers of grid points in each dimension.

2.4.4 test3

Usage: `test3 l m n matrix_type solution_filename rhistory_filename [options]`

This program solves the linear equation $Ax = b$, where the coefficient matrix A of size lmn is a discretized three dimensional Laplacian using the seven point central difference scheme, with the coefficient matrix in the storage format specified by `matrix_type` and the solver specified by `options`. It outputs the solution to `solution_filename` in the extended Matrix Market format and the residual history to `rhistory_filename` in the PLAIN format. The right-hand side vector b is set such that the values of the elements of the solution x are 1. The values `l`, `m` and `n` represent the numbers of grid points in each dimension.

2.4.5 test3b

Usage: `test3b l m n matrix_type solution_filename rhistory_filename [options]`

This program solves the linear equation $Ax = b$, where the coefficient matrix A of size lmn is a discretized three dimensional Laplacian using the twenty-seven point central difference scheme, with the coefficient matrix in the storage format specified by `matrix_type` and the solver specified by `options`. It outputs the solution to `solution_filename` in the extended Matrix Market format and the residual history to `rhistory_filename` in the PLAIN format. The right-hand side vector b is set such that the

values of the elements of the solution x are 1. The values `l`, `m` and `n` represent the numbers of grid points in each dimension.

2.4.6 test4

This program solves the linear equation $Ax = b$ with a specified solver and a preconditioner, where A is a tridiagonal matrix

$$\begin{pmatrix} 2 & -1 & & & \\ -1 & 2 & -1 & & \\ & \ddots & \ddots & \ddots & \\ & & -1 & 2 & -1 \\ & & & -1 & 2 \end{pmatrix}$$

of size 12. The right-hand side vector b is set such that the values of the elements of the solution x are 1. `test4f.F` is the Fortran version of `test4.c`.

2.4.7 test5

Usage: `test5 n gamma [options]`

This program solves a linear equation $Ax = b$, where A is a Toeplitz matrix

$$\begin{pmatrix} 2 & 1 & & & \\ 0 & 2 & 1 & & \\ \gamma & 0 & 2 & 1 & \\ & \ddots & \ddots & \ddots & \ddots \\ & & \gamma & 0 & 2 & 1 \\ & & & \gamma & 0 & 2 \end{pmatrix}$$

of size n , with the solver specified by `options`. Note that the right-hand vector is set such that the values of the elements of the solution x are 1.

2.4.8 test6

Usage: `test6 m n`

`test6.c` is the array version of `test2.c`. This program solves the linear equation $Ax = b$ using the direct method, where the coefficient matrix A of size mn is a discretized two dimensional Laplacian using the five point central difference scheme. The right-hand side vector b is set such that the values of the elements of the solution x are 1. The values `m` and `n` represent the numbers of grid points in each dimension. `test6f.F90` is the Fortran 90 version of `test6.c`.

2.4.9 etest1

Usage: `etest1 matrix_filename evector_filename rhistory_filename [options]`

This program inputs the matrix data from `matrix_filename` and solves the eigenvalue problem $Ax = \lambda x$ with the solver specified by `options`. It outputs the specified eigenvalue to the standard output, the associated eigenvector to `evector_filename` in the extended Matrix Market format, and the residual history to `rhistory_filename` in the PLAIN format. The Matrix Market format is supported for `matrix_filename`. `etest1f.F` is the Fortran version of `etest1.c`.

2.4.10 etest2

Usage: etest2 m n matrix_type evector_filename rhistory_filename [options]

This program solves the eigenvalue problem $Ax = \lambda x$, where the coefficient matrix A of size mn is a discretized two dimensional Laplacian using the five point central difference scheme, with the coefficient matrix in the storage format specified by **matrix_type** and the solver specified by **options**. It outputs the specified eigenvalue to the standard output, the associated eigenvector to **evector_filename** in the extended Matrix Market format, and the residual history to **rhistory_filename** in the PLAIN format. The values **m** and **n** represent the numbers of grid points in each dimension.

2.4.11 etest3

Usage: etest3 l m n matrix_type evector_filename rhistory_filename [options]

This program solves the eigenvalue problem $Ax = \lambda x$, where the coefficient matrix A of size lmn is a discretized three dimensional Laplacian using the seven point central difference scheme, with the coefficient matrix in the storage format specified by **matrix_type** and the solver specified by **options**. It outputs the specified eigenvalue to the standard output, the associated eigenvector to **evector_filename** in the extended Matrix Market format, and the residual history to **rhistory_filename** in the PLAIN format. The values **l**, **m** and **n** represent the numbers of grid points in each dimension.

2.4.12 etest4

Usage: etest4 n [options]

This program solves the eigenvalue problem $Ax = \lambda x$ with a specified solver, where A is a tridiagonal matrix

$$A = \begin{pmatrix} 2 & -1 & & & \\ -1 & 2 & -1 & & \\ & \ddots & \ddots & \ddots & \\ & & -1 & 2 & -1 \\ & & & -1 & 2 \end{pmatrix}$$

of size $n \times n$. etest4f.F is the Fortran version of etest4.c.

2.4.13 etest5

Usage: etest5 matrix_filename evalues_filename evecs_filename residuals_filename
iters_filename [options]

This program inputs the matrix data from **matrix_filename** and solves the eigenvalue problem $Ax = \lambda x$ with the solver specified by **options**. It outputs the eigenvalues specified by **options** to **evalues_filename** and the associated eigenvectors, residual norms, and numbers of iterations to **evecs_filename**, **residuals_filename**, and **iters_filename** respectively in the extended Matrix Market format. The Matrix Market format is supported for **matrix_filename**.

2.4.14 etest6

Usage: etest6 l m n matrix_type evalues_filename evecs_filename residuals_filename
iters_filename [options]

This program solves the eigenvalue problem $Ax = \lambda x$, where the coefficient matrix A of size lmn is a discretized three dimensional Laplacian using the seven point central difference scheme, with the coefficient matrix in the storage format specified by **matrix_type** and the solver specified by **options**.

It outputs the eigenvalues specified by `options` to `evaluates_filename` and the associated eigenvectors and residual norms to `evectors_filename`, `residuals_filename`, and `iters_filename` respectively in the extended Matrix Market format. The values `l`, `m` and `n` represent the numbers of grid points in each dimension.

2.4.15 etest7

Usage: `etest7 m n`

`etest7.c` is the array version of `etest2.c`. This program solves the eigenvalue problem $Ax = \lambda x$ using the QR algorithm, where the coefficient matrix A of size mn is a discretized two dimensional Laplacian using the five point central difference scheme. The values `m` and `n` represent the numbers of grid points in each dimension.

2.4.16 spmvtest1

Usage: `spmvtest1 n iter [matrix_type]`

This program computes the matrix-vector multiply of a discretized one dimensional Laplacian

$$\begin{pmatrix} 2 & -1 & & & \\ -1 & 2 & -1 & & \\ & \ddots & \ddots & \ddots & \\ & & -1 & 2 & -1 \\ & & & -1 & 2 \end{pmatrix}$$

of size n using the three point central difference scheme and a vector $(1, \dots, 1)^T$. The FLOPS performance is measured as the average of `iter` iterations. If necessary, one of the following values can be specified by `matrix_type`:

- | | |
|------|--|
| 0 | Measure the performance for the available matrix storage formats |
| 1-11 | The number of the matrix storage format |

2.4.17 spmvtest2

Usage: `spmvtest2 m n iter [matrix_type]`

This program computes the matrix-vector multiply of a discretized two dimensional Laplacian of size mn using the five point central difference scheme and a vector $(1, \dots, 1)^T$. The FLOPS performance is measured as the average of `iter` iterations. If necessary, one of the following values can be specified by `matrix_type`:

- | | |
|------|--|
| 0 | Measure the performance for the available matrix storage formats |
| 1-11 | The number of the matrix storage format |

The values `m` and `n` represent the numbers of grid points in each dimension.

2.4.18 spmvtest2b

Usage: `spmvtest2b m n iter [matrix_type]`

This program computes the matrix-vector multiply of a discretized two dimensional Laplacian of size mn using the nine point central difference scheme and a vector $(1, \dots, 1)^T$. The FLOPS performance is measured as the average of `iter` iterations. If necessary, one of the following values can be specified by `matrix_type`:

| | |
|------|--|
| 0 | Measure the performance for the available matrix storage formats |
| 1-11 | The number of the matrix storage format |

The values `m` and `n` represent the numbers of grid points in each dimension.

2.4.19 `spmvtest3`

Usage: `spmvtest3 l m n iter [matrix_type]`

This program computes the matrix-vector multiply of a discretized three dimensional Laplacian of size lmn using the seven point central difference scheme and a vector $(1, \dots, 1)^T$. The values `l`, `m` and `n` represent the numbers of grid points in each dimension. The FLOPS performance is measured as the average of `iter` iterations. If necessary, one of the following values can be specified by `matrix_type`:

| | |
|------|--|
| 0 | Measure the performance for the available matrix storage formats |
| 1-11 | The number of the matrix storage format |

2.4.20 `spmvtest3b`

Usage: `spmvtest3b l m n iter [matrix_type]`

This program computes the matrix-vector multiply of a discretized three dimensional Laplacian of size lmn using the twenty-seven point central difference scheme and a vector $(1, \dots, 1)^T$. The values `l`, `m` and `n` represent the numbers of grid points in each dimension. The FLOPS performance is measured as the average of `iter` iterations. If necessary, one of the following values can be specified by `matrix_type`:

| | |
|------|--|
| 0 | Measure the performance for the available matrix storage formats |
| 1-11 | The number of the matrix storage format |

2.4.21 `spmvtest4`

Usage: `spmvtest4 matrix_filename_list iter [block]`

This program inputs the matrix data from the files listed in `matrix_filename_list`, and computes the multiplies of matrices in available matrix storage formats and a vector $(1, \dots, 1)^T$. The FLOPS performance is measured as the average of `iter` iterations. The Matrix Market format is supported for `matrix_filename_list`. If necessary, the block size of the BSR and BSC formats can be specified by `block`.

2.4.22 `spmvtest5`

Usage: `spmvtest5 matrix_filename matrix_type iter [block]`

This program inputs the matrix data from `matrix_filename` and compute the multiply of the matrix with `matrix_type` and a vector $(1, \dots, 1)^T$. The FLOPS performance is measured as the average of `iter` iterations. The Matrix Market format is supported for `matrix_filename`. If necessary, the block size of the BSR and BSC formats can be specified by `block`.

2.5 Limitations

The current version has the following limitations:

- Matrix storage formats

- The VBR format does not support the multiprocessing environment.
- The SA-AMG preconditioner supports only the CSR format.
- In the multiprocessing environment, the CSR is the only accepted format for user defined arrays.
- Double-double (quadruple) precision operations (see Section 4)
 - The Jacobi, Gauss-Seidel, SOR, and IDR(s) methods do not support the double-double precision operations.
 - The CG, CR, and Jacobi-Davidson methods for the eigenvalue problems do not support the double-double precision operations.
 - The Jacobi, Gauss-Seidel and SOR methods in the hybrid preconditioner do not support the double-double precision operations.
 - The I+S and SA-AMG preconditioners do not support the double-double precision operations.
- Long double (quadruple) precision operations
 - The Fortran interface does not support the long double precision operations.
 - The SA-AMG preconditioner does not support the long double precision operations.
- Preconditioners
 - If a preconditioner other than the Jacobi or SSOR is selected and matrix A is not in the CSR format, a new matrix is created in the CSR format for preconditioning.
 - The SA-AMG preconditioner does not support the BiCG method for unsymmetric matrices.
 - The SA-AMG preconditioner does not support multithreading.
 - The assembly of the matrices in the SAINV preconditioner is not parallelized.
 - The user defined preconditioner cannot be used.

3 Basic Operations

This section describes how to use the library. A program requires the following statements:

- Initialization
- Matrix creation
- Vector creation
- Solver creation
- Value assignment for matrices and vectors
- Solver assignment
- Solver execution
- Finalization

In addition, it must include one of the following compiler directives:

- C `#include "lis.h"`
- Fortran `#include "lisf.h"`

When Lis is installed in `($INSTALLDIR)`, `lis.h` and `lisf.h` are located in `($INSTALLDIR)/include`.

3.1 Initializing and Finalizing

The functions for initializing and finalizing the execution environment must be called at the top and bottom of the program, respectively, as follows:

C

```
1: #include "lis.h"
2: LIS_INT main(LIS_INT argc, char* argv[])
3: {
4:     lis_initialize(&argc, &argv);
5:     ...
6:     lis_finalize();
7: }
```

Fortran

```
1: #include "lisf.h"
2:     call lis_initialize(ierr)
3:     ...
4:     call lis_finalize(ierr)
```

Initializing

For initializing, the following functions are used:

- C `LIS_INT lis_initialize(LIS_INT* argc, char** argv[])`
- Fortran subroutine `lis_initialize(LIS_INTEGER ierr)`

This function initializes the MPI execution environment, and specifies the options on the command line.

The default type of the integer in the C programs is `LIS_INT`, which is equivalent to `int`. If the preprocessor macro `_LONG_LONG` is defined, it is replaced with `long long int`. The default type of the integer in the Fortran programs is `LIS_INTEGER`, which is equivalent to `integer`. If the preprocessor

macro `LONG_LONG` is defined, it is replaced with `integer*8`.

Finalizing

For finalizing, the following functions are used:

- C `LIS_INT lis_finalize()`
- Fortran subroutine `lis_finalize(LIS_INTEGER ierr)`

3.2 Operating Vectors

Assume that the size of vector v is $global_n$, and the size of each partial vector stored on $nprocs$ processing elements is $local_n$. If $global_n$ is divisible, then $local_n$ is equal to $global_n / nprocs$. For example, when vector v is stored on two processing elements, as shown in Equation (3.1), $global_n$ and $local_n$ are 4 and 2, respectively.

$$v = \begin{pmatrix} 0 \\ 1 \\ 2 \\ 3 \end{pmatrix} \begin{matrix} \text{PE0} \\ \text{PE1} \end{matrix} \quad (3.1)$$

In the case of creating vector v in Equation (3.1), vector v itself is created for the serial and multi-threaded environments, while the partial vectors are created and stored on a given number of processing elements for the multiprocessing environment.

Programs to create vector v are as follows, where the number of processing elements for the multiprocessing environment is assumed to be two:

— C (for serial and multithreaded environments) —

```
1: LIS_INT i,n;
2: LIS_VECTOR v;
3: n = 4;
4: lis_vector_create(0,&v);
5: lis_vector_set_size(v,0,n);          /* or lis_vector_set_size(v,n,0); */
6:
7: for(i=0;i<n;i++)
8: {
9:     lis_vector_set_value(LIS_INS_VALUE,i,(double)i,v);
10: }
```

— C (for multiprocessing environment) —

```
1: LIS_INT i,n,is,ie;                  /* or LIS_INT i,ln,is,ie; */
2: LIS_VECTOR v;
3: n = 4;                              /* ln = 2; */
4: lis_vector_create(MPI_COMM_WORLD,&v);
5: lis_vector_set_size(v,0,n);          /* lis_vector_set_size(v,ln,0); */
6: lis_vector_get_range(v,&is,&ie);
7: for(i=is;i<ie;i++)
8: {
9:     lis_vector_set_value(LIS_INS_VALUE,i,(double)i,v);
10: }
```

Fortran (for serial and multithreaded environments)

```

1: LIS_INTEGER i,n
2: LIS_VECTOR v
3: n = 4
4: call lis_vector_create(0,v,ierr)
5: call lis_vector_set_size(v,0,n,ierr)
6:
7: do i=1,n
9:     call lis_vector_set_value(LIS_INS_VALUE,i,DBLE(i),v,ierr)
10: enddo

```

Fortran (for multiprocessing environment)

```

1: LIS_INTEGER i,n,is,ie
2: LIS_VECTOR v
3: n = 4
4: call lis_vector_create(MPI_COMM_WORLD,v,ierr)
5: call lis_vector_set_size(v,0,n,ierr)
6: call lis_vector_get_range(v,is,ie,ierr)
7: do i=is,ie-1
8:     call lis_vector_set_value(LIS_INS_VALUE,i,DBLE(i),v,ierr);
9: enddo

```

Creating Vectors

To create vector v , the following functions are used:

- C `LIS_INT lis_vector_create(LIS_Comm comm, LIS_VECTOR *v)`
- Fortran subroutine `lis_vector_create(LIS_Comm comm, LIS_VECTOR v, LIS_INTEGER ierr)`

For the example program above, `comm` must be replaced with the MPI communicator. For the serial and multithreaded environments, the value of `comm` is ignored.

Assigning Sizes

To assign a size to vector v , the following functions are used:

- C `LIS_INT lis_vector_set_size(LIS_VECTOR v, LIS_INT local_n, LIS_INT global_n)`
- Fortran subroutine `lis_vector_set_size(LIS_VECTOR v, LIS_INTEGER local_n, LIS_INTEGER global_n, LIS_INTEGER ierr)`

Either *local_n* or *global_n* must be provided.

For the serial and multithreaded environments, *local_n* is equal to *global_n*. Therefore, both `lis_vector_set_size(v,n,0)` and `lis_vector_set_size(v,0,n)` create a vector of size n .

For the multiprocessing environment, `lis_vector_set_size(v,n,0)` creates a partial vector of size n on each processing element. On the other hand, `lis_vector_set_size(v,0,n)` creates a partial vector of size m_p on processing element p . The values of m_p are determined by the library.

Assigning Values

To assign a value to the i -th element of vector v , the following functions are used:

- C `LIS_INT lis_vector_set_value(LIS_INT flag, LIS_INT i, LIS_SCALAR value, LIS_VECTOR v)`
- Fortran subroutine `lis_vector_set_value(LIS_INTEGER flag, LIS_INTEGER i, LIS_SCALAR value, LIS_VECTOR v, LIS_INTEGER ierr)`

For the multiprocessing environment, the i -th row of the global vector must be specified. Either

LIS_INS_VALUE : $v[i] = value$, or

LIS_ADD_VALUE : $v[i] = v[i] + value$

must be provided for `flag`.

Duplicating Vectors

To create a vector that has the same information as the existing vector, the following functions are used:

- C `LIS_INT lis_vector_duplicate(LIS_VECTOR vin, LIS_VECTOR *vout)`
- Fortran subroutine `lis_vector_duplicate(LIS_VECTOR vin, LIS_VECTOR vout, LIS_INTEGER ierr)`

This function does not copy the values of the vector. To copy the values as well, the following functions must be called after the above functions:

- C `LIS_INT lis_vector_copy(LIS_VECTOR vsrc, LIS_VECTOR vdst)`
- Fortran subroutine `lis_vector_copy(LIS_VECTOR vsrc, LIS_VECTOR vdst, LIS_INTEGER ierr)`

Destroying Vectors

To destroy the vector, the following functions are used:

- C `LIS_INT lis_vector_destroy(LIS_VECTOR v)`
- Fortran subroutine `lis_vector_destroy(LIS_VECTOR v, LIS_INTEGER ierr)`

3.3 Operating Matrices

Assume that the size of matrix A is $global_n \times global_n$, and that the size of each row block of matrix A stored on $nprocs$ processing elements is $local_n \times global_n$. If $global_n$ is divisible, then $local_n$ is equal to $global_n / nprocs$. For example, when the row block of matrix A is stored on two processing elements, as shown in Equation (3.2), $global_n$ and $local_n$ are 4 and 2, respectively.

$$A = \left(\begin{array}{ccc} 2 & 1 & \\ 1 & 2 & 1 \\ 1 & 2 & 1 \\ & 1 & 2 \end{array} \right) \begin{array}{l} \text{PE0} \\ \text{PE1} \end{array} \quad (3.2)$$

A matrix in a specific storage format can be created in one of the following three ways:

Method 1: Define Arrays in a Specific Storage Format with Library Functions

For creating matrix A in Equation (3.2) in the CSR format, matrix A itself is created for the serial and multithreaded environments, while partial matrices are created and stored on the given number of processing elements for the multiprocessing environment.

Programs to create matrix A in the CSR format are as follows, where the number of processing elements for the multiprocessing environment is assumed to be two:

— C (for serial and multithreaded environments) —

```
1: LIS_INT i,n;
2: LIS_MATRIX A;
3: n = 4;
4: lis_matrix_create(0,&A);
5: lis_matrix_set_size(A,0,n);          /* or lis_matrix_set_size(A,n,0); */
6: for(i=0;i<n;i++) {
7:     if( i>0 ) lis_matrix_set_value(LIS_INS_VALUE,i,i-1,1.0,A);
8:     if( i<n-1 ) lis_matrix_set_value(LIS_INS_VALUE,i,i+1,1.0,A);
9:     lis_matrix_set_value(LIS_INS_VALUE,i,i,2.0,A);
10: }
11: lis_matrix_set_type(A,LIS_MATRIX_CSR);
12: lis_matrix_assemble(A);
```

— C (for multiprocessing environment) —

```
1: LIS_INT i,n,gn,is,ie;
2: LIS_MATRIX A;
3: gn = 4;          /* or n=2 */
4: lis_matrix_create(MPI_COMM_WORLD,&A);
5: lis_matrix_set_size(A,0,gn);      /* lis_matrix_set_size(A,n,0); */
6: lis_matrix_get_size(A,&n,&gn);
7: lis_matrix_get_range(A,&is,&ie);
8: for(i=is;i<ie;i++) {
9:     if( i>0 ) lis_matrix_set_value(LIS_INS_VALUE,i,i-1,1.0,A);
10:    if( i<gn-1 ) lis_matrix_set_value(LIS_INS_VALUE,i,i+1,1.0,A);
11:    lis_matrix_set_value(LIS_INS_VALUE,i,i,2.0,A);
12: }
13: lis_matrix_set_type(A,LIS_MATRIX_CSR);
14: lis_matrix_assemble(A);
```

— Fortran (for serial and multithreaded environments) —

```
1: LIS_INTEGER i,n
2: LIS_MATRIX A
3: n = 4
4: call lis_matrix_create(0,A,ierr)
5: call lis_matrix_set_size(A,0,n,ierr)
6: do i=1,n
7:     if( i>1 ) call lis_matrix_set_value(LIS_INS_VALUE,i,i-1,1.0d0,A,ierr)
8:     if( i<n ) call lis_matrix_set_value(LIS_INS_VALUE,i,i+1,1.0d0,A,ierr)
9:     call lis_matrix_set_value(LIS_INS_VALUE,i,i,2.0d0,A,ierr)
10: enddo
11: call lis_matrix_set_type(A,LIS_MATRIX_CSR,ierr)
12: call lis_matrix_assemble(A,ierr)
```

Fortran (for multiprocessing environment)

```

1: LIS_INTEGER i,n,gn,is,ie
2: LIS_MATRIX A
3: gn = 4
4: call lis_matrix_create(MPI_COMM_WORLD,A,ierr)
5: call lis_matrix_set_size(A,0,gn,ierr)
6: call lis_matrix_get_size(A,n,gn,ierr)
7: call lis_matrix_get_range(A,is,ie,ierr)
8: do i=is,ie-1
9:   if( i>1 ) call lis_matrix_set_value(LIS_INS_VALUE,i,i-1,1.0d0,A,ierr)
10:  if( i<gn ) call lis_matrix_set_value(LIS_INS_VALUE,i,i+1,1.0d0,A,ierr)
11:  call lis_matrix_set_value(LIS_INS_VALUE,i,i,2.0d0,A,ierr)
12: enddo
13: call lis_matrix_set_type(A,LIS_MATRIX_CSR,ierr)
14: call lis_matrix_assemble(A,ierr)

```

Creating Matrices

To create matrix A , the following functions are used:

- C `LIS_INT lis_matrix_create(LIS_Comm comm, LIS_MATRIX *A)`
- Fortran subroutine `lis_matrix_create(LIS_Comm comm, LIS_MATRIX A, LIS_INTEGER ierr)`

`comm` must be replaced with the MPI communicator. For the serial and multithreaded environments, the value of `comm` is ignored.

Assigning Sizes

To assign a size to matrix A , the following functions are used:

- C `LIS_INT lis_matrix_set_size(LIS_MATRIX A, LIS_INT local_n, LIS_INT global_n)`
- Fortran subroutine `lis_matrix_set_size(LIS_MATRIX A, LIS_INTEGER local_n, LIS_INTEGER global_n, LIS_INTEGER ierr)`

Either *local_n* or *global_n* must be provided.

For the serial and multithreaded environments, *local_n* is equal to *global_n*. Therefore, both `lis_matrix_set_size(A,n,0)` and `lis_matrix_set_size(A,0,n)` create a matrix of size $n \times n$.

For the multiprocessing environment, `lis_matrix_set_size(A,n,0)` creates a partial matrix of size $n \times N$ on each processing element, where N is the total sum of n . On the other hand, `lis_matrix_set_size(A,0,n)` creates a partial matrix of size $m_p \times n$ on processing element p . The values of m_p are determined by the library.

Assigning Values

To assign a value to the element at the i -th row and the j -th column of matrix A , the following functions are used:

- C `LIS_INT lis_matrix_set_value(LIS_INT flag, LIS_INT i, LIS_INT j, LIS_SCALAR value, LIS_MATRIX A)`
- Fortran subroutine `lis_matrix_set_value(LIS_INTEGER flag, LIS_INTEGER i, LIS_INTEGER j, LIS_SCALAR value, LIS_MATRIX A, LIS_INTEGER ierr)`

For the multiprocessing environment, the i -th row and the j -th column of the global matrix must be specified. Either

`LIS_INS_VALUE` : $A(i,j) = value$, or

`LIS_ADD_VALUE` : $A(i,j) = A(i,j) + value$

must be provided for the parameter `flag`.

Assigning Storage Formats

To assign a storage format to matrix A , the following functions are used:

- C `LIS_INT lis_matrix_set_type(LIS_MATRIX A, LIS_INT matrix_type)`
- Fortran subroutine `lis_matrix_set_type(LIS_MATRIX A, LIS_INTEGER matrix_type, LIS_INTEGER ierr)`

where `matrix_type` is `LIS_MATRIX_CSR` when the matrix is created. The following storage formats are supported:

| Storage format | | <code>matrix_type</code> |
|-------------------------------------|-------|--------------------------|
| Compressed Sparse Row | (CSR) | {LIS_MATRIX_CSR 1} |
| Compressed Sparse Column | (CSC) | {LIS_MATRIX_CSC 2} |
| Modified Compressed Sparse Row | (MSR) | {LIS_MATRIX_MSR 3} |
| Diagonal | (DIA) | {LIS_MATRIX_DIA 4} |
| Ellpack-Itpack Generalized Diagonal | (ELL) | {LIS_MATRIX_ELL 5} |
| Jagged Diagonal | (JAD) | {LIS_MATRIX_JAD 6} |
| Block Sparse Row | (BSR) | {LIS_MATRIX_BSR 7} |
| Block Sparse Column | (BSC) | {LIS_MATRIX_BSC 8} |
| Variable Block Row | (VBR) | {LIS_MATRIX_VBR 9} |
| Coordinate | (COO) | {LIS_MATRIX_COO 10} |
| Dense | (DNS) | {LIS_MATRIX_DNS 11} |

Assembling Matrices

After assigning values and storage formats, the following functions must be called:

- C `LIS_INT lis_matrix_assemble(LIS_MATRIX A)`
- Fortran subroutine `lis_matrix_assemble(LIS_MATRIX A, LIS_INTEGER ierr)`

`lis_matrix_assemble` assembles A into the storage format specified by `lis_matrix_set_type`.

Destroying Matrices

To destroy the matrix, the following functions are used:

- C `LIS_INT lis_matrix_destroy(LIS_MATRIX A)`
- Fortran subroutine `lis_matrix_destroy(LIS_MATRIX A, LIS_INTEGER ierr)`

Method 2: Define Arrays in a Specific Storage Format Directly

For creating matrix A in Equation (3.2) in the CSR format, matrix A itself is created for the serial and multithreaded environments, while the partial matrices are created and stored on the given number of processing elements for the multiprocessing environment.

Programs to create matrix A in the CSR format are as follows, where the number of processing elements for the multiprocessing environment is assumed to be two:

— C (for serial and multithreaded environments) —

```
1: LIS_INT i,k,n,nnz;
2: LIS_INT *ptr,*index;
3: LIS_SCALAR *value;
4: LIS_MATRIX A;
5: n = 4; nnz = 10; k = 0;
6: lis_matrix_malloc_csr(n,nnz,&ptr,&index,&value);
7: lis_matrix_create(0,&A);
8: lis_matrix_set_size(A,0,n);          /* or lis_matrix_set_size(A,n,0); */
9:
10: for(i=0;i<n;i++)
11: {
12:     if( i>0 ) {index[k] = i-1; value[k] = 1; k++;}
13:     index[k] = i; value[k] = 2; k++;
14:     if( i<n-1 ) {index[k] = i+1; value[k] = 1; k++;}
15:     ptr[i+1] = k;
16: }
17: ptr[0] = 0;
18: lis_matrix_set_csr(nnz,ptr,index,value,A);
19: lis_matrix_assemble(A);
```

— C (for multiprocessing environment) —

```
1: LIS_INT i,k,n,nnz,is,ie;
2: LIS_INT *ptr,*index;
3: LIS_SCALAR *value;
4: LIS_MATRIX A;
5: n = 2; nnz = 5; k = 0;
6: lis_matrix_malloc_csr(n,nnz,&ptr,&index,&value);
7: lis_matrix_create(MPI_COMM_WORLD,&A);
8: lis_matrix_set_size(A,n,0);
9: lis_matrix_get_range(A,&is,&ie);
10: for(i=is;i<ie;i++)
11: {
12:     if( i>0 ) {index[k] = i-1; value[k] = 1; k++;}
13:     index[k] = i; value[k] = 2; k++;
14:     if( i<n-1 ) {index[k] = i+1; value[k] = 1; k++;}
15:     ptr[i-is+1] = k;
16: }
17: ptr[0] = 0;
18: lis_matrix_set_csr(nnz,ptr,index,value,A);
19: lis_matrix_assemble(A);
```

Associating Arrays

To associate the arrays in the CSR format with matrix A , the following functions are used:

- C `LIS_INT lis_matrix_set_csr(LIS_INT nnz, LIS_INT ptr[], LIS_INT index[], LIS_SCALAR value[], LIS_MATRIX A)`
- Fortran subroutine `lis_matrix_set_csr(LIS_INTEGER nnz, LIS_INTEGER ptr(), LIS_INTEGER index(), LIS_SCALAR value(), LIS_MATRIX A, LIS_INTEGER ierr)`

Method 3: Read Matrix and Vector Data from External Files

Programs to read matrix A in Equation (3.2) in the CSR format and vector b in Equation (3.1) from an external file are as follows:

— C (for serial, multithreaded and multiprocessing environments) —

```
1: LIS_MATRIX A;
2: LIS_VECTOR b,x;
3: lis_matrix_create(LIS_COMM_WORLD,&A);
4: lis_vector_create(LIS_COMM_WORLD,&b);
5: lis_vector_create(LIS_COMM_WORLD,&x);
6: lis_matrix_set_type(A,LIS_MATRIX_CSR);
7: lis_input(A,b,x,"matvec.mtx");
```

— Fortran (for serial, multithreaded and multiprocessing environments) —

```
1: LIS_MATRIX A
2: LIS_VECTOR b,x
3: call lis_matrix_create(LIS_COMM_WORLD,A,ierr)
4: call lis_vector_create(LIS_COMM_WORLD,b,ierr)
5: call lis_vector_create(LIS_COMM_WORLD,x,ierr)
6: call lis_matrix_set_type(A,LIS_MATRIX_CSR,ierr)
7: call lis_input(A,b,x,'matvec.mtx',ierr)
```

The content of the destination file `matvec.mtx` is:

```
%%MatrixMarket matrix coordinate real general
4 4 10 1 0
1 2 1.0e+00
1 1 2.0e+00
2 3 1.0e+00
2 1 1.0e+00
2 2 2.0e+00
3 4 1.0e+00
3 2 1.0e+00
3 3 2.0e+00
4 4 2.0e+00
4 3 1.0e+00
1 0.0e+00
2 1.0e+00
3 2.0e+00
4 3.0e+00
```

Reading from External Files

To input the matrix data for A from an external file, the following functions are used:

- C `LIS_INT lis_input_matrix(LIS_MATRIX A, char *filename)`
- Fortran subroutine `lis_input(LIS_MATRIX A, character filename, LIS_INTEGER ierr)`

`filename` must be replaced with the file path. The following file formats are supported:

- The Matrix Market format
- The Harwell-Boeing format

To read the data for matrix A and vectors b and x from external files, the following functions are used:

- C `LIS_INT lis_input(LIS_MATRIX A, LIS_VECTOR b, LIS_VECTOR x, char *filename)`
- Fortran subroutine `lis_input(LIS_MATRIX A, LIS_VECTOR b, LIS_VECTOR x, character filename, LIS_INTEGER ierr)`

filename must be replaced with the file path. The following file formats are supported:

- The Extended Matrix Market format (extended to allow vector data)
- The Harwell-Boeing format

3.4 Solving Linear Equations

A program to solve the linear equation $Ax = b$ with a specified solver is as follows:

— C (for serial, multithreaded and multiprocessing environments) —

```
1: LIS_MATRIX A;
2: LIS_VECTOR b,x;
3: LIS_SOLVER solver;
4:
5: /* Create matrix and vector */
6:
7: lis_solver_create(&solver);
8: lis_solver_set_option("-i bicg -p none",solver);
9: lis_solver_set_option("-tol 1.0e-12",solver);
10: lis_solve(A,b,x,solver);
```

— Fortran (for serial, multithreaded and multiprocessing environments) —

```
1: LIS_MATRIX A
2: LIS_VECTOR b,x
3: LIS_SOLVER solver
4:
5: /* Create matrix and vector */
6:
7: call lis_solver_create(solver,ierr)
8: call lis_solver_set_option('-i bicg -p none',solver,ierr)
9: call lis_solver_set_option('-tol 1.0e-12',solver,ierr)
10: call lis_solve(A,b,x,solver,ierr)
```

Creating Solvers

To create a solver, the following functions are used:

- C `LIS_INT lis_solver_create(LIS_SOLVER *solver)`
- Fortran subroutine `lis_solver_create(LIS_SOLVER solver, LIS_INTEGER ierr)`

Specifying Options

To specify options, the following functions are used:

- C `LIS_INT lis_solver_set_option(char *text, LIS_SOLVER solver)`
- Fortran subroutine `lis_solver_set_option(character text, LIS_SOLVER solver, LIS_INTEGER ierr)`

or

- C `LIS_INT lis_solver_set_optionC(LIS_SOLVER solver)`

- Fortran subroutine `lis_solver_set_optionC(LIS_SOLVER solver, LIS_INTEGER ierr)`

`lis_solver_set_optionC` is a function that sets the options specified on the command line, and passes them to `solver` when the program is run.

The table below shows the available command line options, where `-i {cg|1}` means `-i cg` or `-i 1` and `-maxiter [1000]` indicates that `-maxiter` defaults to 1,000.

| Options for Linear Solvers (Default: <code>-i bicg</code>) | | | |
|---|-------------------------------|--|----------------------------|
| Solver | Option | Auxiliary Options | |
| CG | <code>-i {cg 1}</code> | | |
| BiCG | <code>-i {bicg 2}</code> | | |
| CGS | <code>-i {cgs 3}</code> | | |
| BiCGSTAB | <code>-i {bicgstab 4}</code> | | |
| BiCGSTAB(l) | <code>-i {bicgstabl 5}</code> | <code>-ell [2]</code> | The degree l |
| GPBiCG | <code>-i {gpbicg 6}</code> | | |
| TFQMR | <code>-i {tfqmr 7}</code> | | |
| Orthomin(m) | <code>-i {orthomin 8}</code> | <code>-restart [40]</code> | The restart value m |
| GMRES(m) | <code>-i {gmres 9}</code> | <code>-restart [40]</code> | The restart value m |
| Jacobi | <code>-i {jacobi 10}</code> | | |
| Gauss-Seidel | <code>-i {gs 11}</code> | | |
| SOR | <code>-i {sor 12}</code> | <code>-omega [1.9]</code> ω ($0 < \omega < 2$) | The relaxation coefficient |
| BiCGSafe | <code>-i {bicgsafe 13}</code> | | |
| CR | <code>-i {cr 14}</code> | | |
| BiCR | <code>-i {bicr 15}</code> | | |
| CRS | <code>-i {crs 16}</code> | | |
| BiCRSTAB | <code>-i {bicrstab 17}</code> | | |
| GPBiCR | <code>-i {gpbicr 18}</code> | | |
| BiCRSafe | <code>-i {bicrsafe 19}</code> | | |
| FGMRES(m) | <code>-i {fgmres 20}</code> | <code>-restart [40]</code> | The restart value m |
| IDR(s) | <code>-i {idrs 21}</code> | <code>-irestart [2]</code> | The restart value s |
| IDR(1) | <code>-i {idr1 22}</code> | | |
| MINRES | <code>-i {minres 23}</code> | | |
| COCG | <code>-i {cocg 24}</code> | | |
| COCR | <code>-i {cocr 25}</code> | | |

Options for Preconditioners (Default: -p none)

| Preconditioner | Option | Auxiliary Options | |
|------------------|---------------|--------------------------|--|
| None | -p {none 0} | | |
| Jacobi | -p {jacobi 1} | | |
| ILU(k) | -p {ilu 2} | -ilu_fill [0] | The fill level k |
| SSOR | -p {ssor 3} | -ssor_w [1.0] | The relaxation coefficient ω ($0 < \omega < 2$) |
| Hybrid | -p {hybrid 4} | -hybrid_i [sor] | The linear solver |
| | | -hybrid_maxiter [25] | The maximum number of iterations |
| | | -hybrid_tol [1.0e-3] | The convergence tolerance |
| | | -hybrid_w [1.5] | The relaxation coefficient ω of the SOR ($0 < \omega < 2$) |
| | | -hybrid_ell [2] | The degree l of the BiCGSTAB(l) |
| | | -hybrid_restart [40] | The restart values of the GMRES and Orthomin |
| I+S | -p {is 5} | -is_alpha [1.0] | The parameter α of $I + \alpha S^{(m)}$ |
| | | -is_m [3] | The parameter m of $I + \alpha S^{(m)}$ |
| SAINV | -p {sainv 6} | -sainv_drop [0.05] | The drop criterion |
| SA-AMG | -p {saamg 7} | -saamg_unsym [false] | Select the unsymmetric version (The matrix structure must be symmetric) |
| | | -saamg_theta [0.05 0.12] | The drop criterion $a_{ij}^2 \leq \theta^2 a_{ii} a_{jj} $ (symmetric or unsymmetric) |
| Crout ILU | -p {iluc 8} | -iluc_drop [0.05] | The drop criterion |
| | | -iluc_rate [5.0] | The ratio of the maximum fill-in |
| ILUT | -p {ilut 9} | | |
| Additive Schwarz | -adds true | -adds_iter [1] | The number of iterations |

Other Options

| Option | |
|-------------------------------------|--|
| <code>-maxiter [1000]</code> | The maximum number of iterations |
| <code>-tol [1.0e-12]</code> | The convergence tolerance tol |
| <code>-tol_w [1.0]</code> | The convergence tolerance tol_w |
| <code>-print [0]</code> | The output of the residual history |
| <code>-print {none 0}</code> | None |
| <code>-print {mem 1}</code> | Save the residual history |
| <code>-print {out 2}</code> | Output it to the standard output |
| <code>-print {all 3}</code> | Save the residual history and output it to the standard output |
| <code>-scale [0]</code> | The scaling (The result will overwrite the original matrix and vectors) |
| <code>-scale {none 0}</code> | No scaling |
| <code>-scale {jacobi 1}</code> | The Jacobi scaling $D^{-1}Ax = D^{-1}b$ (D represents the diagonal of $A = (a_{ij})$) |
| <code>-scale {symm_diag 2}</code> | The diagonal scaling $D^{-1/2}AD^{-1/2}x = D^{-1/2}b$ ($D^{-1/2}$ represents the diagonal matrix with $1/\sqrt{a_{ii}}$ as the diagonal) |
| <code>-initx_zeros [1]</code> | The behavior of the initial vector x_0 |
| <code>-initx_zeros {false 0}</code> | Given values |
| <code>-initx_zeros {true 1}</code> | All values are set to 0 |
| <code>-conv_cond [0]</code> | The convergence condition |
| <code>-conv_cond {nrm2_r 0}</code> | $\ b - Ax\ _2 \leq tol * \ b - Ax_0\ _2$ |
| <code>-conv_cond {nrm2_b 1}</code> | $\ b - Ax\ _2 \leq tol * \ b\ _2$ |
| <code>-conv_cond {nrm1_b 2}</code> | $\ b - Ax\ _1 \leq tol_w * \ b\ _1 + tol$ |
| <code>-omp_num_threads [t]</code> | The number of threads (t represents the maximum number of threads) |
| <code>-storage [0]</code> | The matrix storage format |
| <code>-storage_block [2]</code> | The block size of the BSR and BSC formats |
| <code>-f [0]</code> | The precision of the linear solver |
| <code>-f {double 0}</code> | Double precision |
| <code>-f {quad 1}</code> | Quadruple precision |

Solving Linear Equations

To solve the linear equation $Ax = b$, the following functions are used:

- C `LIS_INT lis_solve(LIS_MATRIX A, LIS_VECTOR b, LIS_VECTOR x, LIS_SOLVER solver)`
- Fortran subroutine `lis_solve(LIS_MATRIX A, LIS_VECTOR b, LIS_VECTOR x, LIS_SOLVER solver, LIS_INTEGER ierr)`

3.5 Solving Eigenvalue Problems

A program to solve the eigenvalue problem $Ax = \lambda x$ with a specified solver is as follows:

— C (for serial, multithreaded and multiprocessing environments) —

```
1: LIS_MATRIX A;
2: LIS_VECTOR x;
3: LIS_REAL evalue;
4: LIS_ESOLVER esolver;
5:
6: /* Create matrix and vector */
7:
8: lis_esolver_create(&esolver);
9: lis_esolver_set_option("-e ii -i bicg -p none",esolver);
10: lis_esolver_set_option("-etol 1.0e-12 -tol 1.0e-12",esolver);
11: lis_solve(A,x,evalue,esolver);
```

— Fortran (for serial, multithreaded and multiprocessing environments) —

```
1: LIS_MATRIX A
2: LIS_VECTOR x
3: LIS_REAL evalue
4: LIS_ESOLVER esolver
5:
6: /* Create matrix and vector */
7:
8: call lis_esolver_create(esolver,ierr)
9: call lis_esolver_set_option('-e ii -i bicg -p none',esolver,ierr)
10: call lis_esolver_set_option('-etol 1.0e-12 -tol 1.0e-12',esolver,ierr)
11: call lis_solve(A,x,evalue,esolver,ierr)
```

Creating Eigensolvers

To create an eigensolver, the following functions are used:

- C `LIS_INT lis_esolver_create(LIS_ESOLVER *esolver)`
- Fortran subroutine `lis_esolver_create(LIS_ESOLVER esolver, LIS_INTEGER ierr)`

Specifying Options

To specify options, the following functions are used:

- C `LIS_INT lis_esolver_set_option(char *text, LIS_ESOLVER esolver)`
- Fortran subroutine `lis_esolver_set_option(character text, LIS_ESOLVER esolver, LIS_INTEGER ierr)`

or

- C `LIS_INT lis_esolver_set_optionC(LIS_ESOLVER esolver)`
- Fortran subroutine `lis_esolver_set_optionC(LIS_ESOLVER esolver, LIS_INTEGER ierr)`

`lis_esolver_set_optionC` is a function that sets the options specified in the command line, and passes them to `esolver` when the program is run.

The table below shows the available command line options, where `-e {pi|1}` means `-e pi` or `-e 1` and `-emaxiter [1000]` indicates that `-emaxiter` defaults to 1,000.

Options for Eigensolvers (Default: -e pi)

| Eigensolver | Option | Auxiliary Options | |
|---------------------|------------|-------------------|--------------------------|
| Power | -e {pi 1} | | |
| Inverse | -e {ii 2} | -i [bicg] | The linear solver |
| Approximate Inverse | -e {aii 3} | -i [bicg] | The linear solver |
| Rayleigh Quotient | -e {rqi 4} | -i [bicg] | The linear solver |
| CG | -e {cg 5} | -i [cg] | The linear solver |
| CR | -e {cr 6} | -i [bicg] | The linear solver |
| Jacobi-Davidson | -e {jd 7} | -i [cg] | The linear solver |
| Subspace | -e {si 8} | -ss [1] | The size of the subspace |
| Lanczos | -e {li 9} | -ss [1] | The size of the subspace |
| Arnoldi | -e {ai 10} | -ss [1] | The size of the subspace |

Options for Preconditioners (Default: -p none)

| Preconditioner | Option | Auxiliary Options | |
|------------------|---------------|--------------------------|--|
| None | -p {none 0} | | |
| Jacobi | -p {jacobi 1} | | |
| ILU(k) | -p {ilu 2} | -ilu_fill [0] | The fill level k |
| SSOR | -p {ssor 3} | -ssor_w [1.0] | The relaxation coefficient ω ($0 < \omega < 2$) |
| Hybrid | -p {hybrid 4} | -hybrid_i [sor] | The linear solver |
| | | -hybrid_maxiter [25] | The maximum number of iterations |
| | | -hybrid_tol [1.0e-3] | The convergence tolerance |
| | | -hybrid_w [1.5] | The relaxation coefficient ω of the SOR ($0 < \omega < 2$) |
| | | -hybrid_ell [2] | The degree l of the BiCGSTAB(l) |
| I+S | -p {is 5} | -is_alpha [1.0] | The parameter α of $I + \alpha S^{(m)}$ |
| | | -is_m [3] | The parameter m of $I + \alpha S^{(m)}$ |
| SAINV | -p {sainv 6} | -sainv_drop [0.05] | The drop criterion |
| SA-AMG | -p {saamg 7} | -saamg_unsym [false] | Select the unsymmetric version (The matrix structure must be symmetric) |
| | | -saamg_theta [0.05 0.12] | The drop criterion $a_{ij}^2 \leq \theta^2 a_{ii} a_{jj} $ (symmetric or unsymmetric) |
| Crout ILU | -p {iluc 8} | -iluc_drop [0.05] | The drop criterion |
| | | -iluc_rate [5.0] | The ratio of the maximum fill-in |
| ILUT | -p {ilut 9} | | |
| Additive Schwarz | -adds true | -adds_iter [1] | The number of iterations |

Other Options

| Option | |
|-----------------------------------|---|
| <code>-emaxiter [1000]</code> | The maximum number of iterations |
| <code>-etol [1.0e-12]</code> | The convergence tolerance |
| <code>-eprint [0]</code> | The output of the residual history |
| | <code>-eprint {none 0}</code> None |
| | <code>-eprint {mem 1}</code> Save the residual history |
| | <code>-eprint {out 2}</code> Output it to the standard output |
| | <code>-eprint {all 3}</code> Save the residual history and output it to the standard output |
| <code>-ie [ii]</code> | The inner eigensolver used in the subspace, Lanczos, and Arnoldi iterations |
| | <code>-ie {pi 1}</code> Power (Subspace only) |
| | <code>-ie {ii 2}</code> Inverse |
| | <code>-ie {aii 3}</code> Approximate Inverse |
| | <code>-ie {rqi 4}</code> Rayleigh Quotient |
| | <code>-ie {cg 5}</code> CG (Lanczos only) |
| | <code>-ie {cr 6}</code> CR (Lanczos and Arnoldi) |
| | <code>-ie {jd 7}</code> Jacobi-Davidson (Lanczos only) |
| <code>-shift [0.0]</code> | The amount of the shift |
| <code>-initx_ones [1]</code> | The behavior of the initial vector x_0 |
| | <code>-initx_ones {false 0}</code> Given values |
| | <code>-initx_ones {true 1}</code> All values are set to 1 |
| <code>-omp_num_threads [t]</code> | The number of threads (t represents the maximum number of threads) |
| <code>-estorage [0]</code> | The matrix storage format |
| <code>-estorage_block [2]</code> | The block size of the BSR and BSC formats |
| <code>-ef [0]</code> | The precision of the eigensolver |
| | <code>-ef {double 0}</code> Double precision |
| | <code>-ef {quad 1}</code> Quadruple precision |

Solving Eigenvalue Problems

To solve the eigenvalue problem $Ax = \lambda x$, the following functions are used:

- C `LIS_INT lis_solve(LIS_MATRIX A, LIS_VECTOR x, LIS_REAL eval, LIS_ESOLVER solver)`
- Fortran subroutine `lis_solve(LIS_MATRIX A, LIS_VECTOR x, LIS_REAL eval, LIS_ESOLVER solver, LIS_INTEGER ierr)`

3.6 Writing Programs

The following are the programs for solving the linear equation $Ax = b$, where matrix A is a tridiagonal matrix

$$\begin{pmatrix} 2 & -1 & & & \\ -1 & 2 & -1 & & \\ & \ddots & \ddots & \ddots & \\ & & -1 & 2 & -1 \\ & & & -1 & 2 \end{pmatrix}$$

of size 12. The the right-hand side vector b is set such that the values of the elements of the solution x are 1. The program is located in the directory `lis-($VERSION)/test`.

Test program: test4.c

```
1: #include <stdio.h>
2: #include "lis.h"
3: main(LIS_INT argc, char *argv[])
4: {
5:     LIS_INT i,n,gn,is,ie,iter;
6:     LIS_MATRIX A;
7:     LIS_VECTOR b,x,u;
8:     LIS_SOLVER solver;
9:     n = 12;
10:    lis_initialize(&argc,&argv);
11:    lis_matrix_create(LIS_COMM_WORLD,&A);
12:    lis_matrix_set_size(A,0,n);
13:    lis_matrix_get_size(A,&n,&gn)
14:    lis_matrix_get_range(A,&is,&ie)
15:    for(i=is;i<ie;i++)
16:    {
17:        if( i>0 ) lis_matrix_set_value(LIS_INS_VALUE,i,i-1,-1.0,A);
18:        if( i<gn-1 ) lis_matrix_set_value(LIS_INS_VALUE,i,i+1,-1.0,A);
19:        lis_matrix_set_value(LIS_INS_VALUE,i,i,2.0,A);
20:    }
21:    lis_matrix_set_type(A,LIS_MATRIX_CSR);
22:    lis_matrix_assemble(A);
23:
24:    lis_vector_duplicate(A,&u);
25:    lis_vector_duplicate(A,&b);
26:    lis_vector_duplicate(A,&x);
27:    lis_vector_set_all(1.0,u);
28:    lis_matvec(A,u,b);
29:
30:    lis_solver_create(&solver);
31:    lis_solver_set_optionC(solver);
32:    lis_solve(A,b,x,solver);
33:    lis_solver_get_iter(solver,&iter);
34:    printf("number of iterations = %d\n",iter);
35:    lis_vector_print(x);
36:    lis_matrix_destroy(A);
37:    lis_vector_destroy(u);
38:    lis_vector_destroy(b);
39:    lis_vector_destroy(x);
40:    lis_solver_destroy(solver);
41:    lis_finalize();
42:    return 0;
43: }
```

— Test program: test4f.F —

```
1:      implicit none
2:
3: #include "lisf.h"
4:
5:      LIS_INTEGER i,n,gn,is,ie,iter,ierr
6:      LIS_MATRIX A
7:      LIS_VECTOR b,x,u
8:      LIS_SOLVER solver
9:      n = 12
10:     call lis_initialize(ierr)
11:     call lis_matrix_create(LIS_COMM_WORLD,A,ierr)
12:     call lis_matrix_set_size(A,0,n,ierr)
13:     call lis_matrix_get_size(A,n,gn,ierr)
14:     call lis_matrix_get_range(A,is,ie,ierr)
15:     do i=is,ie-1
16:         if( i>1 ) call lis_matrix_set_value(LIS_INS_VALUE,i,i-1,-1.0d0,
17:                                             A,ierr)
18:         if( i<gn ) call lis_matrix_set_value(LIS_INS_VALUE,i,i+1,-1.0d0,
19:                                             A,ierr)
20:         call lis_matrix_set_value(LIS_INS_VALUE,i,i,2.0d0,A,ierr)
21:     enddo
22:     call lis_matrix_set_type(A,LIS_MATRIX_CSR,ierr)
23:     call lis_matrix_assemble(A,ierr)
24:
25:     call lis_vector_duplicate(A,u,ierr)
26:     call lis_vector_duplicate(A,b,ierr)
27:     call lis_vector_duplicate(A,x,ierr)
28:     call lis_vector_set_all(1.0d0,u,ierr)
29:     call lis_matvec(A,u,b,ierr)
30:
31:     call lis_solver_create(solver,ierr)
32:     call lis_solver_set_optionC(solver,ierr)
33:     call lis_solve(A,b,x,solver,ierr)
34:     call lis_solver_get_iter(solver,iter,ierr)
35:     write(*,*) 'number of iterations = ',iter
36:     call lis_vector_print(x,ierr)
37:     call lis_matrix_destroy(A,ierr)
38:     call lis_vector_destroy(b,ierr)
39:     call lis_vector_destroy(x,ierr)
40:     call lis_vector_destroy(u,ierr)
41:     call lis_solver_destroy(solver,ierr)
42:     call lis_finalize(ierr)
43:
44:     stop
45:     end
```

3.7 An Alternate Workflow: PSD

The previous section represents one of two workflows in Lis. The present workflow represents a decoupling of the preconditioner and the solver (Preconditioner and Solver Decoupled, or PSD), in the sense that the preconditioner can be updated *separately* from the solver; in the workflow presented in the previous section, the preconditioner is updated with *every* call to `lis_solve`. This property (conditional updating of the preconditioner) turns out to be quite useful in solving certain problems, including some nonlinear partial differential equations. For nonlinear PDEs, iterative solution methods are used (*e.g.*, Newton-Raphson) to calculate a solution. In the current context, each Newton-Raphson iteration calculates an incremental improvement to a solution vector via the solution of a linear system of equations. To support this functionality, the following (additional) functions must be used:

- `lis_matrix_psd_set_value`: Re-define the value of an existing matrix component.
- `lis_matrix_psd_reset_scale`: Set the matrix “scaled” status to *false*. Note that this call and the following one are only needed for the case non-trivial scaling.
- `lis_vector_psd_reset_scale`: Set the vector “scaled” status to *false*.
- `lis_solver_set_matrix`: Associate the given matrix and solver. Note that this must be done before the call to `lis_precon_psd_create`.
- `lis_precon_psd_create`: Create data structures associated with the chosen preconditioner.
- `lis_precon_psd_update`: Evaluate the preconditioner.

It is noted that this workflow currently has the following restrictions:

- The only matrix format currently supported is CSR.
- The only solver currently supported is GMRES.
- The only preconditioners currently supported are ILU(k) and SA-AMG.

Error checking has been implemented to prevent any unsupported cases from running.

The following pseudo-code listing presents an example of the workflow. An actual implementation can be seen in test problem `test8f.F90`.

Pseudo-code example of workflow

```

1:    PROGRAM psd_driver
2:
3:    implicit none
4:
5: #include "lisf.h"
6:
7:    LIS_INTEGER i,n,gn,is,ie,iter,ierr
8:    LIS_MATRIX A
9:    LIS_VECTOR b,x
10:   LIS_SOLVER solver
11:   REAL :: u(:),du
12:
13:   CALL lis_initialize(ierr)
14:
15:   !=====
16:   ! initialization, only done once
17:   !=====
18:   CALL lis_matrix_create(LIS_COMM_WORLD,A,ierr)
19:   CALL lis_matrix_set_size(A,0,n,ierr)
20:   CALL lis_matrix_get_size(A,n,gn,ierr)
21:   CALL lis_matrix_get_range(A,is,ie,ierr)
22:
23:   CALL UpdateLinearSystem(RHS,LHS)
24:   DO i=is,ie-1
25:     DO j=1,gn
26:       IF (LHS(i,j) exists) THEN
27:         CALL lis_matrix_set_value(LIS_INS_VALUE,i,j,LHS(i,j),A,ierr)
28:       END IF
29:     END DO
30:   END DO
31:   CALL lis_matrix_set_type(A,LIS_MATRIX_CSR,ierr)
32:   CALL lis_matrix_assemble(A,ierr)
33:
34:   CALL lis_vector_duplicate(A,b,ierr)
35:   CALL lis_vector_duplicate(A,x,ierr)
36:   DO i=is,ie-1
37:     CALL lis_vector_set_value(LIS_INS_VALUE,i,RHS(i),b,ierr)
38:   END DO
39:   u = u_initial
40:
41:   CALL lis_solver_create(solver,ierr)
42:   WRITE(UNIT=options,FMT='(a)') "-p ilu -i gmres -print out -scale none"
43:   CALL lis_solver_set_option(TRIM(options),solver,ierr)
44:
45:   !=====
46:   ! everything up to this point is more or less identical to the standard workflow.
47:   ! Now comes the preconditioner initialization, and the Newton-Raphson
48:   ! iteration.
49:   !=====
50:   CALL lis_solver_set_matrix(A,solver,ierr)
51:   CALL lis_precon_psd_create(solver,precon,ierr)
52:   ! evaluate the preconditioner, at least once . . .
53:   CALL lis_precon_psd_update(solver,precon,ierr)
54:

```

Pseudo-code example of workflow (contd.)

```

55:      DO
56:
57:          IF (UpdateLHS) THEN
58:              DO i=is,ie-1
59:                  DO j=1,gn
60:                      IF (component (i,j) exists) THEN
61:                          CALL lis_matrix_psd_set_value(LIS_INS_VALUE,i,j,LHS(i,j),A,ierr)
62:                      END IF
63:                  END DO
64:              END DO
65:              CALL lis_matrix_psd_reset_scale(A,ierr)
66:          END IF
67:
68:          ! update RHS every iteration
69:          DO i=is,ie-1
70:              CALL lis_vector_set_value(LIS_INS_VALUE,i,RHS(i),b,ierr)
71:          END DO
72:          CALL lis_vector_psd_reset_scale(A,ierr)
73:
74:          IF (UpdateLHS) THEN
75:              CALL lis_precon_psd_update(solver,precon,ierr)
76:          END IF
77:          CALL lis_solve_kernel(A,b,x,solver,precon,ierr)
78:          CALL lis_solver_get_iter(solver,iter,ierr)
79:          write(*,*) 'number of iterations = ',iter
80:          CALL lis_vector_print(x,ierr)
81:
82:          ! update the solution
83:          DO i=is,ie-1
84:              CALL lis_vector_get_value(x,i,du,ierr)
85:              u(i)=u(i)-du
86:          END DO
87:
88:          CALL UpdateLinearSystem(RHS,LHS)
89:
90:          IF (termination criteria satisfied) EXIT
91:
92:      END DO
93:
94:
95:      CALL lis_matrix_destroy(A,ierr)
96:      CALL lis_vector_destroy(b,ierr)
97:      CALL lis_vector_destroy(x,ierr)
98:      CALL lis_vector_destroy(u,ierr)
99:      CALL lis_solver_destroy(solver,ierr)
100:
101:      CALL lis_finalize(ierr)
102:
103:      END PROGRAM psd_driver

```

3.8 Compiling and Linking

Provided below is an example `test4.c` located in the directory `lis-($VERSION)/test`, compiled on the SGI Altix 3700 using the Intel C/C++ Compiler (`icc`). Since the library includes some Fortran 90 codes when the SA-AMG preconditioner is selected, a Fortran 90 compiler must be used for the linking. The preprocessor macro `USE_MPI` must be defined for the multiprocessing environment. The preprocessor macros `_LONG_LONG` for C and `LONG_LONG` for Fortran must be defined when using the 64bit integer.

— For the serial environment —

Compiling

```
> icc -c -I($INSTALLDIR)/include test4.c
```

Linking

```
> icc -o test4 test4.o -L($INSTALLDIR)/lib -llis
```

Linking (with SA-AMG)

```
> ifort -nofor_main -o test4 test4.o -L($INSTALLDIR)/lib -llis
```

— For multithreaded environment —

Compiling

```
> icc -c -openmp -I($INSTALLDIR)/include test4.c
```

Linking

```
> icc -openmp -o test4 test4.o -L($INSTALLDIR)/lib -llis
```

Linking (with SA-AMG)

```
> ifort -nofor_main -openmp -o test4 test4.o -L($INSTALLDIR)/lib -llis
```

— For multiprocessing environment —

Compiling

```
> icc -c -DUSE_MPI -I($INSTALLDIR)/include test4.c
```

Linking

```
> icc -o test4 test4.o -L($INSTALLDIR)/lib -llis -lmpi
```

Linking (with SA-AMG)

```
> ifort -nofor_main -o test4 test4.o -L($INSTALLDIR)/lib -llis -lmpi
```

— For multithreaded and multiprocessing environments —

Compiling

```
> icc -c -openmp -DUSE_MPI -I($INSTALLDIR)/include test4.c
```

Linking

```
> icc -openmp -o test4 test4.o -L($INSTALLDIR)/lib -llis -lmpi
```

Linking (with SA-AMG)

```
> ifort -nofor_main -openmp -o test4 test4.o -L($INSTALLDIR)/lib -llis -lmpi
```

Provided below is an example `test4f.F` located in the directory `lis-($VERSION)/test`, compiled on the SGI Altix 3700 using the Intel Fortran Compiler (`ifort`). Since compiler directives are used in the program, an appropriate compiler option should be specified to use the preprocessor. `-fpp` is the option for the Intel compiler.

— For serial environment —

Compiling

```
> ifort -c -fpp -I($INSTALLDIR)/include test4f.F
```

Linking

```
> ifort -o test4f test4f.o -L($INSTALLDIR)/lib -llis
```

For multithreaded environment

Compiling

```
> ifort -c -fpp -openmp -I($INSTALLDIR)/include test4f.F
```

Linking

```
> ifort -openmp -o test4f test4f.o -L($INSTALLDIR)/lib -llis
```

For multiprocessing environment

Compiling

```
> ifort -c -fpp -DUSE_MPI -I($INSTALLDIR)/include test4f.F
```

Linking

```
> ifort -o test4f test4f.o -L($INSTALLDIR)/lib -llis -lmpi
```

For multithreaded and multiprocessing environments

Compiling

```
> ifort -c -fpp -openmp -DUSE_MPI -I($INSTALLDIR)/include test4f.F
```

Linking

```
> ifort -openmp -o test4f test4f.o -L($INSTALLDIR)/lib -llis -lmpi
```

3.9 Running

The test programs `test4` and `test4f` in the directory `lis-($VERSION)/test` are run as follows:

For serial environment

```
> ./test4 -i bicgstab
```

For multithreaded environment

```
> env OMP_NUM_THREADS=2 ./test4 -i bicgstab
```

For multiprocessing environment

```
> mpirun -np 2 ./test4 -i bicgstab
```

For multithreaded and multiprocessing environment

```
> mpirun -np 2 env OMP_NUM_THREADS=2 ./test4 -i bicgstab
```

The solution will be returned:

```
initial vector x      : 0
precision             : double
linear solver         : BiCGSTAB
preconditioner        : none
convergence condition : ||b-Ax||_2 <= 1.0e-12 * ||b-Ax_0||_2
matrix storage format : CSR
linear solver status  : normal end
```

```
0 1.000000e+000
1 1.000000e+000
2 1.000000e+000
3 1.000000e+000
4 1.000000e+000
5 1.000000e+000
6 1.000000e+000
7 1.000000e+000
8 1.000000e+000
```

```
9 1.000000e+000
10 1.000000e+000
11 1.000000e+000
```

3.10 Zero DOFs on a Process

For the case of multiple MPI processes, it is possible to specify $global_n = 0$ and $local_n \geq 0$. This will allow one or more MPI processes to have zero DOFs. However, it is still the case that, for $global_n = 0$, the summation of $local_n$ over all processes should be greater than zero.

4 Quadruple Precision Operations

Double precision operations sometimes require a large number of iterations because of the rounding error. Besides long double precision operations, Lis supports "double-double" precision operations, or quadruple precision operations by combining two double precision floating point numbers[49, 50]. To use the double-double precision with the same interface as the double precision operations, both the matrix and vectors are assumed to be double precision. Lis also supports the performance acceleration of the double-double precision operations with the SIMD instructions, such as Intel's Streaming SIMD Extensions (SSE)[55].

4.1 Using Quadruple Precision Operations

The test program `test5.c` solves a linear equation $Ax = b$, where A is a Toeplitz matrix

$$\begin{pmatrix} 2 & 1 & & & & \\ 0 & 2 & 1 & & & \\ \gamma & 0 & 2 & 1 & & \\ & \ddots & \ddots & \ddots & \ddots & \\ & & \gamma & 0 & 2 & 1 \\ & & & \gamma & 0 & 2 \end{pmatrix}.$$

The right-hand vector is set such that the values of the elements of the solution x are 1. The value n is the size of matrix A . `test5` with option `-f` is run:

Double precision

By entering `> ./test5 200 2.0 -f double`
the following results will be returned:

`n = 200, gamma = 2.000000`

```
initial vector x      : 0
precision             : double
linear solver         : BiCG
preconditioner        : none
convergence condition : ||b-Ax||_2 <= 1.0e-12 * ||b-Ax_0||_2
matrix storage format : CSR
linear solver status  : normal end
```

```
BiCG: number of iterations = 1001 (double = 1001, quad = 0)
BiCG: elapsed time        = 2.044368e-02 sec.
BiCG: preconditioner      = 4.768372e-06 sec.
BiCG: matrix creation     = 4.768372e-06 sec.
BiCG: linear solver       = 2.043891e-02 sec.
BiCG: relative residual   = 8.917591e+01
```

Quadruple precision

By entering `> ./test5 200 2.0 -f quad`
the following results will be returned:

`n = 200, gamma = 2.000000`

```
initial vector x      : 0
precision             : quad
linear solver         : BiCG
```

```
preconditioner      : none
convergence condition :  $\|b-Ax\|_2 \leq 1.0e-12 * \|b-Ax_0\|_2$ 
matrix storage format : CSR
linear solver status  : normal end
```

```
BiCG: number of iterations = 230 (double = 230, quad = 0)
BiCG: elapsed time         = 2.267408e-02 sec.
BiCG:   preconditioner     = 4.549026e-04 sec.
BiCG:   matrix creation    = 5.006790e-06 sec.
BiCG:   linear solver      = 2.221918e-02 sec.
BiCG: relative residual    = 6.499145e-11
```

5 Matrix Storage Formats

This section describes the matrix storage formats supported by the library. Assume that the matrix row (column) number begins with 0 and that the number of nonzero elements of matrix A of size $n \times n$ is nnz .

5.1 Compressed Sparse Row (CSR)

The CSR format uses three arrays `ptr`, `index` and `value` to store data.

- `value` is a double precision array of length nnz , which stores the nonzero elements of matrix A along the row.
- `index` is an integer array of length nnz , which stores the column numbers of the nonzero elements stored in the array `value`.
- `ptr` is an integer array of length $n + 1$, which stores the starting points of the rows of the arrays `value` and `index`.

5.1.1 Creating Matrices (for Serial and Multithreaded Environments)

The diagram on the right in Figure 2 shows how matrix A in Figure 2 is stored in the CSR format. A program to create the matrix in the CSR format is as follows:

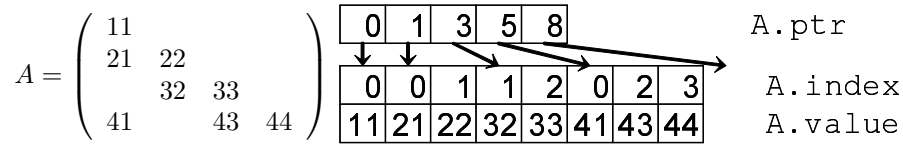


Figure 2: Data structure of CSR format (for serial and multithreaded environments).

— For serial and multithreaded environments —

```

1: LIS_INT n,nnz;
2: LIS_INT *ptr,*index;
3: LIS_SCALAR *value;
4: LIS_MATRIX A;
5: n = 4; nnz = 8;
6: ptr = (LIS_INT *)malloc( (n+1)*sizeof(LIS_INT) );
7: index = (LIS_INT *)malloc( nnz*sizeof(LIS_INT) );
8: value = (LIS_SCALAR *)malloc( nnz*sizeof(LIS_SCALAR) );
9: lis_matrix_create(0,&A);
10: lis_matrix_set_size(A,0,n);
11:
12: ptr[0] = 0; ptr[1] = 1; ptr[2] = 3; ptr[3] = 5; ptr[4] = 8;
13: index[0] = 0; index[1] = 0; index[2] = 1; index[3] = 1;
14: index[4] = 2; index[5] = 0; index[6] = 2; index[7] = 3;
15: value[0] = 11; value[1] = 21; value[2] = 22; value[3] = 32;
16: value[4] = 33; value[5] = 41; value[6] = 43; value[7] = 44;
17:
18: lis_matrix_set_csr(nnz,ptr,index,value,A);
19: lis_matrix_assemble(A);

```


5.1.2 Creating Matrices (for Multiprocessing Environment)

Figure 3 shows how matrix A in Figure 2 is stored in the CSR format on two processing elements. A program to create the matrix in the CSR format on two processing elements is as follows:

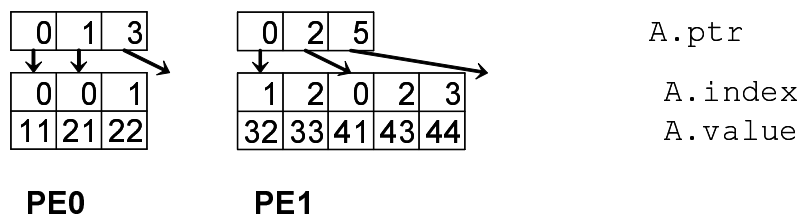


Figure 3: Data structure of CSR format (for multiprocessing environment).

For multiprocessing environment

```

1: LIS_INT i,k,n,nnz,my_rank;
2: LIS_INT *ptr,*index;
3: LIS_SCALAR *value;
4: LIS_MATRIX A;
5: MPI_Comm_rank(MPI_COMM_WORLD,&my_rank);
6: if( my_rank==0 ) {n = 2; nnz = 3;}
7: else {n = 2; nnz = 5;}
8: ptr = (LIS_INT *)malloc( (n+1)*sizeof(LIS_INT) );
9: index = (LIS_INT *)malloc( nnz*sizeof(LIS_INT) );
10: value = (LIS_SCALAR *)malloc( nnz*sizeof(LIS_SCALAR) );
11: lis_matrix_create(MPI_COMM_WORLD,&A);
12: lis_matrix_set_size(A,n,0);
13: if( my_rank==0 ) {
14:     ptr[0] = 0; ptr[1] = 1; ptr[2] = 3;
15:     index[0] = 0; index[1] = 0; index[2] = 1;
16:     value[0] = 11; value[1] = 21; value[2] = 22;}
17: else {
18:     ptr[0] = 0; ptr[1] = 2; ptr[2] = 5;
19:     index[0] = 1; index[1] = 2; index[2] = 0; index[3] = 2; index[4] = 3;
20:     value[0] = 32; value[1] = 33; value[2] = 41; value[3] = 43; value[4] = 44;}
21: lis_matrix_set_csr(nnz,ptr,index,value,A);
22: lis_matrix_assemble(A);

```

5.1.3 Associating Arrays

To associate the arrays in the CSR format with matrix A , the following functions are used:

- C `LIS_INT lis_matrix_set_csr(LIS_INT nnz, LIS_INT ptr[], LIS_INT index[], LIS_SCALAR value[], LIS_MATRIX A)`
- Fortran subroutine `lis_matrix_set_csr(LIS_INTEGER nnz, LIS_INTEGER ptr(), LIS_INTEGER index(), LIS_SCALAR value(), LIS_MATRIX A, LIS_INTEGER ierr)`

5.2 Compressed Sparse Column (CSC)

The CSS format uses three arrays `ptr`, `index` and `value` to store data.

- `value` is a double precision array of length nnz , which stores the nonzero elements of matrix A along the column.
- `index` is an integer array of length nnz , which stores the row numbers of the nonzero elements stored in the array `value`.
- `ptr` is an integer array of length $n + 1$, which stores the starting points of the rows of the arrays `value` and `index`.

5.2.1 Creating Matrices (for Serial and Multithreaded Environments)

The diagram on the right in Figure 4 shows how matrix A in Figure 4 is stored in the CSC format. A program to create the matrix in the CSC format is as follows:

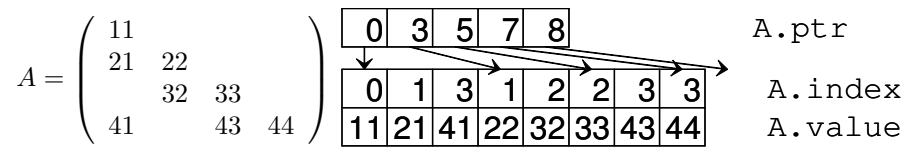


Figure 4: Data structure of CSC format (for serial and multithreaded environments).

For serial and multithreaded environments

```

1: LIS_INT n,nnz;
2: LIS_INT *ptr,*index;
3: LIS_SCALAR *value;
4: LIS_MATRIX A;
5: n = 4; nnz = 8;
6: ptr = (LIS_INT *)malloc( (n+1)*sizeof(LIS_INT) );
7: index = (LIS_INT *)malloc( nnz*sizeof(LIS_INT) );
8: value = (LIS_SCALAR *)malloc( nnz*sizeof(LIS_SCALAR) );
9: lis_matrix_create(0,&A);
10: lis_matrix_set_size(A,0,n);
11:
12: ptr[0] = 0; ptr[1] = 3; ptr[2] = 5; ptr[3] = 7; ptr[4] = 8;
13: index[0] = 0; index[1] = 1; index[2] = 3; index[3] = 1;
14: index[4] = 2; index[5] = 2; index[6] = 3; index[7] = 3;
15: value[0] = 11; value[1] = 21; value[2] = 41; value[3] = 22;
16: value[4] = 32; value[5] = 33; value[6] = 43; value[7] = 44;
17:
18: lis_matrix_set_csc(nnz,ptr,index,value,A);
19: lis_matrix_assemble(A);

```

5.2.2 Creating Matrices (for Multiprocessing Environment)

Figure 5 shows how matrix A in Figure 4 is stored on two processing elements. A program to create the matrix in the CSC format on two processing elements is as follows:

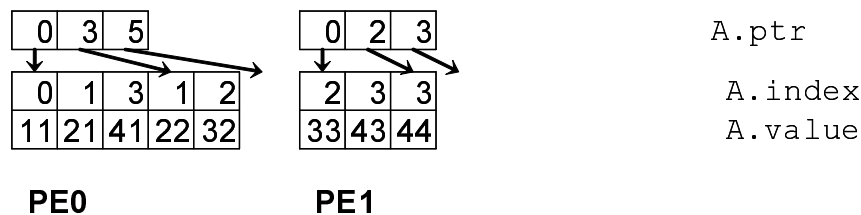


Figure 5: Data structure of CSC format (for multiprocessing environment).

For multiprocessing environment

```

1: LIS_INT i,k,n,nnz,my_rank;
2: LIS_INT *ptr,*index;
3: LIS_SCALAR *value;
4: LIS_MATRIX A;
5: MPI_Comm_rank(MPI_COMM_WORLD,&my_rank);
6: if( my_rank==0 ) {n = 2; nnz = 3;}
7: else {n = 2; nnz = 5;}
8: ptr = (LIS_INT *)malloc( (n+1)*sizeof(LIS_INT) );
9: index = (LIS_INT *)malloc( nnz*sizeof(LIS_INT) );
10: value = (LIS_SCALAR *)malloc( nnz*sizeof(LIS_SCALAR) );
11: lis_matrix_create(MPI_COMM_WORLD,&A);
12: lis_matrix_set_size(A,n,0);
13: if( my_rank==0 ) {
14:     ptr[0] = 0; ptr[1] = 3; ptr[2] = 5;
15:     index[0] = 0; index[1] = 1; index[2] = 3; index[3] = 1; index[4] = 2;
16:     value[0] = 11; value[1] = 21; value[2] = 41; value[3] = 22; value[4] = 32;
17: } else {
18:     ptr[0] = 0; ptr[1] = 2; ptr[2] = 3;
19:     index[0] = 2; index[1] = 3; index[2] = 3;
20:     value[0] = 33; value[1] = 43; value[2] = 44;
21: lis_matrix_set_csc(nnz,ptr,index,value,A);
22: lis_matrix_assemble(A);

```

5.2.3 Associating Arrays

To associate the arrays in the CSC format with matrix A , the following functions are used:

- C `LIS_INT lis_matrix_set_csc(LIS_INT nnz, LIS_INT row[], LIS_INT index[], LIS_SCALAR value[], LIS_MATRIX A)`
- Fortran subroutine `lis_matrix_set_csc(LIS_INTEGER nnz, LIS_INTEGER row(), LIS_INTEGER index(), LIS_SCALAR value(), LIS_MATRIX A, LIS_INTEGER ierr)`

5.3 Modified Compressed Sparse Row (MSR)

The MSR format uses two arrays `index` and `value` to store data. Assume that ndz represents the number of zero elements of the diagonal.

- `value` is a double precision array of length $nnz + ndz + 1$, which stores the diagonal of matrix A down to the n -th element. The $n + 1$ -th element is not used. For the $n + 2$ -th and after, the values of the nonzero elements except the diagonal of matrix A are stored along the row.
- `index` is an integer array of length $nnz + ndz + 1$, which stores the starting points of the rows of the off-diagonal elements of matrix A down to the $n + 1$ -th element. For the $n + 2$ -th and after, it stores the row numbers of the off-diagonal elements of matrix A stored in the array `value`.

5.3.1 Creating Matrices (for Serial and Multithreaded Environments)

The diagram on the right in Figure 6 shows how matrix A is stored in the MSR format. A program to create the matrix in the MSR format is as follows:

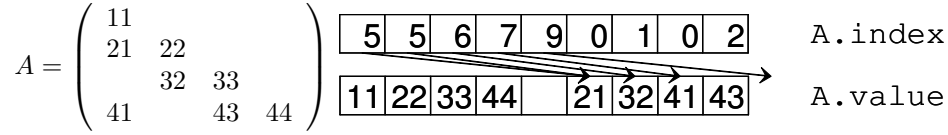


Figure 6: Data structure of MSR format (for serial and multithreaded environments).

For serial and multithreaded environments

```

1: LIS_INT n,nnz,ndz;
2: LIS_INT *index;
3: LIS_SCALAR *value;
4: LIS_MATRIX A;
5: n = 4; nnz = 8; ndz = 0;
6: index = (LIS_INT *)malloc( (nnz+ndz+1)*sizeof(LIS_INT) );
7: value = (LIS_SCALAR *)malloc( (nnz+ndz+1)*sizeof(LIS_SCALAR) );
8: lis_matrix_create(0,&A);
9: lis_matrix_set_size(A,0,n);
10:
11: index[0] = 5; index[1] = 5; index[2] = 6; index[3] = 7;
12: index[4] = 9; index[5] = 0; index[6] = 1; index[7] = 0; index[8] = 2;
13: value[0] = 11; value[1] = 22; value[2] = 33; value[3] = 44;
14: value[4] = 0; value[5] = 21; value[6] = 32; value[7] = 41; value[8] = 43;
15:
16: lis_matrix_set_msr(nnz,ndz,index,value,A);
17: lis_matrix_assemble(A);

```

5.3.2 Creating Matrices (for Multiprocessing Environment)

Figure 7 shows how matrix A in Figure 6 is stored in the MSR format on two processing elements. A program to create the matrix in the MSR format on two processing element is as follows:

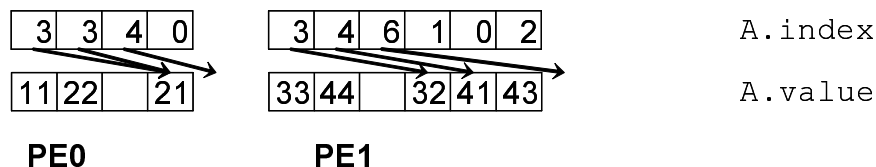


Figure 7: Data structure of MSR format (for multiprocessing environment).

For multiprocessing environment

```

1: LIS_INT i,k,n,nnz,ndz,my_rank;
2: LIS_INT *index;
3: LIS_SCALAR *value;
4: LIS_MATRIX A;
5: MPI_Comm_rank(MPI_COMM_WORLD,&my_rank);
6: if( my_rank==0 ) {n = 2; nnz = 3; ndz = 0;}
7: else {n = 2; nnz = 5; ndz = 0;}
8: index = (LIS_INT *)malloc( (nnz+ndz+1)*sizeof(LIS_INT) );
9: value = (LIS_SCALAR *)malloc( (nnz+ndz+1)*sizeof(LIS_SCALAR) );
10: lis_matrix_create(MPI_COMM_WORLD,&A);
11: lis_matrix_set_size(A,n,0);
12: if( my_rank==0 ) {
13:     index[0] = 3; index[1] = 3; index[2] = 4; index[3] = 0;
14:     value[0] = 11; value[1] = 22; value[2] = 0; value[3] = 21;}
15: else {
16:     index[0] = 3; index[1] = 4; index[2] = 6; index[3] = 1;
17:     index[4] = 0; index[5] = 2;
18:     value[0] = 33; value[1] = 44; value[2] = 0; value[3] = 32;
19:     value[4] = 41; value[5] = 43;}
20: lis_matrix_set_msr(nnz,ndz,index,value,A);
21: lis_matrix_assemble(A);

```

5.3.3 Associating Arrays

To associate the arrays in the MSR format with matrix A , the following functions are used:

- C LIS_INT lis_matrix_set_msr(LIS_INT nnz, LIS_INT ndz, LIS_INT index[], LIS_SCALAR value[], LIS_MATRIX A)
- Fortran subroutine lis_matrix_set_msr(LIS_INTEGER nnz, LIS_INTEGER ndz, LIS_INTEGER index(), LIS_SCALAR value(), LIS_MATRIX A, LIS_INTEGER ierr)

5.4 Diagonal (DIA)

The DIA format uses two arrays **index** and **value** to store data. Assume that nnd represents the number of nonzero diagonal elements of matrix A .

- **value** is a double precision array of length $nnd \times n$, which stores the values of the nonzero diagonal elements of matrix A .
- **index** is an integer array of length nnd , which stores the offsets from the main diagonal.

For the multithreaded environment, the following modifications have been made: the format uses two arrays **index** and **value** to store data. Assume that $nprocs$ represents the number of threads. nnd_p is the number of nonzero diagonal elements of the partial matrix into which the row block of matrix A is divided. $maxnnd$ is the maximum value nnd_p .

- **value** is a double precision array of length $maxnnd \times n$, which stores the values of the nonzero diagonal elements of matrix A .
- **index** is an integer array of length $nprocs \times maxnnd$, which stores the offsets from the main diagonal.

5.4.1 Creating Matrices (for Serial Environment)

The diagram on the right in Figure 8 shows how matrix A in Figure 8 is stored in the DIA format. A program to create the matrix in the DIA format is as follows:

$$A = \begin{pmatrix} 11 & & & \\ 21 & 22 & & \\ & 32 & 33 & \\ 41 & & 43 & 44 \end{pmatrix} \quad \begin{array}{|c|c|c|c|c|c|c|c|c|c|c|c|c|} \hline -3 & -1 & 0 & & & & & & & & & & \\ \hline 0 & 0 & 0 & 41 & 0 & 21 & 32 & 43 & 11 & 22 & 33 & 44 & \\ \hline \end{array} \quad \begin{array}{l} \text{A.index} \\ \text{A.value} \end{array}$$

Figure 8: Data structure of DIA format (for serial environment).

For serial environment

```

1: LIS_INT n,nnd;
2: LIS_INT *index;
3: LIS_SCALAR *value;
4: LIS_MATRIX A;
5: n = 4; nnd = 3;
6: index = (LIS_INT *)malloc( nnd*sizeof(LIS_INT) );
7: value = (LIS_SCALAR *)malloc( n*nnd*sizeof(LIS_SCALAR) );
8: lis_matrix_create(0,&A);
9: lis_matrix_set_size(A,0,n);
10:
11: index[0] = -3; index[1] = -1; index[2] = 0;
12: value[0] = 0; value[1] = 0; value[2] = 0; value[3] = 41;
13: value[4] = 0; value[5] = 21; value[6] = 32; value[7] = 43;
14: value[8] = 11; value[9] = 22; value[10] = 33; value[11] = 44;
15:
16: lis_matrix_set_dia(nnd,index,value,A);
17: lis_matrix_assemble(A);

```

Figure 9 shows how matrix A in Figure 8 is stored in the DIA format on two threads. A program to create the matrix in the DIA format on two threads is as follows:

| | | | | | | | | | | | | |
|----|----|----|----|----|---|---|----|----|----|----|----|---------|
| -1 | 0 | | -3 | -1 | 0 | | | | | | | A.index |
| 0 | 21 | 11 | 22 | | | 0 | 41 | 32 | 43 | 33 | 44 | A.value |

Figure 9: Data structure of DIA format (for multithreaded environment).

• For multithreaded environment

```

1: LIS_INT n,maxnnd,nprocs;
2: LIS_INT *index;
3: LIS_SCALAR *value;
4: LIS_MATRIX A;
5: n = 4; maxnnd = 3; nprocs = 2;
6: index = (LIS_INT *)malloc( maxnnd*sizeof(LIS_INT) );
7: value = (LIS_SCALAR *)malloc( n*maxnnd*sizeof(LIS_SCALAR) );
8: lis_matrix_create(0,&A);
9: lis_matrix_set_size(A,0,n);
10:
11: index[0] = -1; index[1] = 0; index[2] = 0; index[3] = -3; index[4] = -1; index[5] = 0;
12: value[0] = 0; value[1] = 21; value[2] = 11; value[3] = 22; value[4] = 0; value[5] = 0;
13: value[6] = 0; value[7] = 41; value[8] = 32; value[9] = 43; value[10] = 33; value[11] = 44;
14:
15: lis_matrix_set_dia(maxnnd,index,value,A);
16: lis_matrix_assemble(A);

```

5.4.3 Creating Matrices (for Multiprocessing Environment)

Figure 10 shows how matrix A in Figure 8 is stored in the DIA format on two processing elements. A program to create the matrix in the DIA format on two processing elements is as follows:

| | | | | | | | | | | | | | | | | | | | | | | | | | | | | | | | | | | | | | | | | | | | | | | | | | | | | | | | | | | | | | | | | | | | | | | | | | | | | | | | | | | | | | | | | | | | | | | | | | | | | | | | | | | | | | | | | | | | | | | | | | | | | | | | | | | | | | | | | | | | | | | | | | | | | | | | | | | | | | | | | | | | | | | | | | | | | | | | | | | | | | | | | | | | | | | | | | | | | | | | | | | | | | | | | | | | | | | | | | | | | | | | | | | | | | | | | | | | | | | | | | | | | | | | | | | | | | | | | | | | | | | | | | | | | | | | | | | | | | | | | | | | | | | | | | | | | | | | | | | | | | | | | | | | | | | | | | | | | | | | | | | | | | | | | | | | | | | | | | | | | | | | | | | | | | | | | | | | | | | | | | | | | | | | | | | | | | | | | | | | | | | | | | | | | | | | | | | | | | | | | | | | | | | | | | | | | | | | | | | | | | | | | | | | | | | | | | | | | | | | | | | | | | | | | | | | | | | | | | | | | | | | | | | | | | | | | | | | | | | | | | | | | | | | | | | | | | | | | | | | | | | | | | | | | | | | | | | | | | | | | | | | | | | | | | | | | | | | | | | | | | | | | | | | | | | | | | | | | | | | | | | | | | | | | | | | | | | | | | | | | | | | | | | | | | | | | | | | | | | | | | | | | | | | | | | | | | | | | | | | | | | | | | | | | | | | | | | | | | | | | | | | | | | | | | | | | | | | | | | | | | | | | | | | | | | | | | | | | | | | | | | | | | | | | | | | | | | | | | | | | | | | | | | | | | | | | | | | | | | | | | | | | | | | | | | | | | | | | | | | | | | | | | | | | | | | | | | | | | | | | | | | | | | | | | | | | | | | | | | | | | | | | | | | | | | | | | | | | | | | | | | | | | | | | | | | | | | | | | | | | | | | | | | | | | | | | | | | | | | | | | | | | | | | | | | | | | | | | | | | | | | | | | | | | | | | | | | | | | | | | | | | | | | | | | | | | | | | | | | | | | | | | | | | | | | | | | | | | | | | | | | | | | | | | | | | | | | | | | | | | | | | | | | | | | | | | | | | | | | | | | | | | | | | | | | | | | | | | | | | | | | | | | | | | | | | | | | | | | | | | | | | | | | | | | | | | | | | | | | | | | | | | | | | | | | | | | | | | | | | | | | | | | | | | | | | | | | | | | | | | | | | | | | | | | | | | | | | | | | | | | | | | | | | | | | | | | | | | | | | | | | | | | | | | | | | | | | | | | | | | | | | | | | | | | | | | | | | | | | | | | | | | | | | | | | | | | | | | | | | | | | | | | | | | | | | | | | | | | | | | | | | | | | | | | | | | | | | | | | | | | | | | | | | | | | | | | | | | | | | | | | | | | | | | | | | | | | | | | | | | | | | | | | | | | | | | | | | | | | | | | | | | | | | | | | | | | | | | | | | | | | | | | | | | | | | | | | | | | | | | | | | | | | | | | | | | | | | | | | | | | | | | | | | | | | | | | | | | | | | | | | | | | | | | | | | | | | | | | | | | | | | | | | | | | | | | | | | | | | | | | | | | | | | | | | | | |
|----|---|--|--|--|--|--|--|--|--|--|--|--|--|--|--|--|--|--|--|--|--|--|--|--|--|--|--|--|--|--|--|--|--|--|--|--|--|--|--|--|--|--|--|--|--|--|--|--|--|--|--|--|--|--|--|--|--|--|--|--|--|--|--|--|--|--|--|--|--|--|--|--|--|--|--|--|--|--|--|--|--|--|--|--|--|--|--|--|--|--|--|--|--|--|--|--|--|--|--|--|--|--|--|--|--|--|--|--|--|--|--|--|--|--|--|--|--|--|--|--|--|--|--|--|--|--|--|--|--|--|--|--|--|--|--|--|--|--|--|--|--|--|--|--|--|--|--|--|--|--|--|--|--|--|--|--|--|--|--|--|--|--|--|--|--|--|--|--|--|--|--|--|--|--|--|--|--|--|--|--|--|--|--|--|--|--|--|--|--|--|--|--|--|--|--|--|--|--|--|--|--|--|--|--|--|--|--|--|--|--|--|--|--|--|--|--|--|--|--|--|--|--|--|--|--|--|--|--|--|--|--|--|--|--|--|--|--|--|--|--|--|--|--|--|--|--|--|--|--|--|--|--|--|--|--|--|--|--|--|--|--|--|--|--|--|--|--|--|--|--|--|--|--|--|--|--|--|--|--|--|--|--|--|--|--|--|--|--|--|--|--|--|--|--|--|--|--|--|--|--|--|--|--|--|--|--|--|--|--|--|--|--|--|--|--|--|--|--|--|--|--|--|--|--|--|--|--|--|--|--|--|--|--|--|--|--|--|--|--|--|--|--|--|--|--|--|--|--|--|--|--|--|--|--|--|--|--|--|--|--|--|--|--|--|--|--|--|--|--|--|--|--|--|--|--|--|--|--|--|--|--|--|--|--|--|--|--|--|--|--|--|--|--|--|--|--|--|--|--|--|--|--|--|--|--|--|--|--|--|--|--|--|--|--|--|--|--|--|--|--|--|--|--|--|--|--|--|--|--|--|--|--|--|--|--|--|--|--|--|--|--|--|--|--|--|--|--|--|--|--|--|--|--|--|--|--|--|--|--|--|--|--|--|--|--|--|--|--|--|--|--|--|--|--|--|--|--|--|--|--|--|--|--|--|--|--|--|--|--|--|--|--|--|--|--|--|--|--|--|--|--|--|--|--|--|--|--|--|--|--|--|--|--|--|--|--|--|--|--|--|--|--|--|--|--|--|--|--|--|--|--|--|--|--|--|--|--|--|--|--|--|--|--|--|--|--|--|--|--|--|--|--|--|--|--|--|--|--|--|--|--|--|--|--|--|--|--|--|--|--|--|--|--|--|--|--|--|--|--|--|--|--|--|--|--|--|--|--|--|--|--|--|--|--|--|--|--|--|--|--|--|--|--|--|--|--|--|--|--|--|--|--|--|--|--|--|--|--|--|--|--|--|--|--|--|--|--|--|--|--|--|--|--|--|--|--|--|--|--|--|--|--|--|--|--|--|--|--|--|--|--|--|--|--|--|--|--|--|--|--|--|--|--|--|--|--|--|--|--|--|--|--|--|--|--|--|--|--|--|--|--|--|--|--|--|--|--|--|--|--|--|--|--|--|--|--|--|--|--|--|--|--|--|--|--|--|--|--|--|--|--|--|--|--|--|--|--|--|--|--|--|--|--|--|--|--|--|--|--|--|--|--|--|--|--|--|--|--|--|--|--|--|--|--|--|--|--|--|--|--|--|--|--|--|--|--|--|--|--|--|--|--|--|--|--|--|--|--|--|--|--|--|--|--|--|--|--|--|--|--|--|--|--|--|--|--|--|--|--|--|--|--|--|--|--|--|--|--|--|--|--|--|--|--|--|--|--|--|--|--|--|--|--|--|--|--|--|--|--|--|--|--|--|--|--|--|--|--|--|--|--|--|--|--|--|--|--|--|--|--|--|--|--|--|--|--|--|--|--|--|--|--|--|--|--|--|--|--|--|--|--|--|--|--|--|--|--|--|--|--|--|--|--|--|--|--|--|--|--|--|--|--|--|--|--|--|--|--|--|--|--|--|--|--|--|--|--|--|--|--|--|--|--|--|--|--|--|--|--|--|--|--|--|--|--|--|--|--|--|--|--|--|--|--|--|--|--|--|--|--|--|--|--|--|--|--|--|--|--|--|--|--|--|--|--|--|--|--|--|--|--|--|--|--|--|--|--|--|--|--|--|--|--|--|--|--|--|--|--|--|--|--|--|--|--|--|--|--|--|--|--|--|--|--|--|--|--|--|--|--|--|--|--|--|--|--|--|--|--|--|--|--|--|--|--|--|--|--|--|--|--|--|--|--|--|--|--|--|--|--|--|--|--|--|--|--|--|--|--|--|--|--|--|--|--|--|--|--|--|--|--|--|--|--|--|--|--|--|--|--|--|--|--|--|--|--|--|--|--|--|--|--|--|--|--|--|--|--|--|--|--|--|--|--|--|--|--|--|--|--|--|--|--|--|--|--|--|--|--|--|--|--|--|--|--|--|--|--|--|--|--|--|--|--|--|--|--|--|--|--|--|--|--|--|--|--|--|--|--|--|--|--|--|--|--|--|--|--|--|--|--|--|--|--|--|--|--|--|--|--|--|--|--|--|--|--|--|--|--|--|--|--|--|--|--|--|--|--|--|--|--|--|--|--|--|--|--|--|--|--|--|--|--|--|--|--|--|--|--|--|--|--|--|--|--|--|--|--|--|--|--|--|--|--|--|--|--|--|--|--|--|--|--|--|--|--|--|--|--|--|--|--|--|--|--|--|--|--|--|--|--|--|--|--|--|--|--|--|--|--|--|--|--|--|--|--|--|--|--|--|--|--|--|--|--|--|--|--|--|--|--|--|--|--|--|--|--|--|--|--|--|--|--|--|--|--|--|--|--|--|--|--|--|--|--|--|--|--|--|--|--|--|--|--|--|--|--|--|--|--|--|--|--|--|--|--|--|--|--|--|--|--|--|--|--|--|--|--|--|--|--|--|--|--|--|--|--|--|--|--|--|--|--|--|--|--|--|--|--|--|--|--|--|--|--|--|--|--|--|--|--|--|--|--|--|--|--|--|--|--|--|--|--|--|--|--|--|--|--|--|--|--|--|--|--|--|--|--|--|--|--|--|--|--|--|--|--|--|--|--|--|--|--|--|--|--|--|--|--|--|--|--|
| -1 | 0 | | | | | | | | | | | | | | | | | | | | | | | | | | | | | | | | | | | | | | | | | | | | | | | | | | | | | | | | | | | | | | | | | | | | | | | | | | | | | | | | | | | | | | | | | | | | | | | | | | | | | | | | | | | | | | | | | | | | | | | | | | | | | | | | | | | | | | | | | | | | | | | | | | | | | | | | | | | | | | | | | | | | | | | | | | | | | | | | | | | | | | | | | | | | | | | | | | | | | | | | | | | | | | | | | | | | | | | | | | | | | | | | | | | | | | | | | | | | | | | | | | | | | | | | | | | | | | | | | | | | | | | | | | | | | | | | | | | | | | | | | | | | | | | | | | | | | | | | | | | | | | | | | | | | | | | | | | | | | | | | | | | | | | | | | | | | | | | | | | | | | | | | | | | | | | | | | | | | | | | | | | | | | | | | | | | | | | | | | | | | | | | | | | | | | | | | | | | | | | | | | | | | | | | | | | | | | | | | | | | | | | | | | | | | | | | | | | | | | | | | | | | | | | | | | | | | | | | | | | | | | | | | | | | | | | | | | | | | | | | | | | | | | | | | | | | | | | | | | | | | | | | | | | | | | | | | | | | | | | | | | | | | | | | | | | | | | | | | | | | | | | | | | | | | | | | | | | | | | | | | | | | | | | | | | | | | | | | | | | | | | | | | | | | | | | | | | | | | | | | | | | | | | | | | | | | | | | | | | | | | | | | | | | | | | | | | | | | | | | | | | | | | | | | | | | | | | | | | | | | | | | | | | | | | | | | | | | | | | | | | | | | | | | | | | | | | | | | | | | | | | | | | | | | | | | | | | | | | | | | | | | | | | | | | | | | | | | | | | | | | | | | | | | | | | | | | | | | | | | | | | | | | | | | | | | | | | | | | | | | | | | | | | | | | | | | | | | | | | | | | | | | | | | | | | | | | | | | | | | | | | | | | | | | | | | | | | | | | | | | | | | | | | | | | | | | | | | | | | | | | | | | | | | | | | | | | | | | | | | | | | | | | | | | | | | | | | | | | | | | | | | | | | | | | | | | | | | | | | | | | | | | | | | | | | | | | | | | | | | | | | | | | | | | | | | | | | | | | | | | | | | | | | | | | | | | | | | | | | | | | | | | | | | | | | | | | | | | | | | | | | | | | | | | | | | | | | | | | | | | | | | | | | | | | | | | | | | | | | | | | | | | | | | | | | | | | | | | | | | | | | | | | | | | | | | | | | | | | | | | | | | | | | | | | | | | | | | | | | | | | | | | | | | | | | | | | | | | | | | | | | | | | | | | | | | | | | | | | | | | | | | | | | | | | | | | | | | | | | | | | | | | | | | | | | | | | | | | | | | | | | | | | | | | | | | | | | | | | | | | | | | | | | | | | | | | | | | | | | | | | | | | | | | | | | | | | | | | | | | | | | | | | | | | | | | | | | | | | | | | | | | | | | | | | | | | | | | | | | | | | | | | | | | | | | | | | | | | | | | | | | | | | | | | | | | | | | | | | | | | | | | | | | | | | | | | | | | | | | | | | | | | | | | | | | | | | | | | | | | | | | | | | | | | | | | | | | | | | | | | | | | | | | | | | | | | |
|----|---|--|--|--|--|--|--|--|--|--|--|--|--|--|--|--|--|--|--|--|--|--|--|--|--|--|--|--|--|--|--|--|--|--|--|--|--|--|--|--|--|--|--|--|--|--|--|--|--|--|--|--|--|--|--|--|--|--|--|--|--|--|--|--|--|--|--|--|--|--|--|--|--|--|--|--|--|--|--|--|--|--|--|--|--|--|--|--|--|--|--|--|--|--|--|--|--|--|--|--|--|--|--|--|--|--|--|--|--|--|--|--|--|--|--|--|--|--|--|--|--|--|--|--|--|--|--|--|--|--|--|--|--|--|--|--|--|--|--|--|--|--|--|--|--|--|--|--|--|--|--|--|--|--|--|--|--|--|--|--|--|--|--|--|--|--|--|--|--|--|--|--|--|--|--|--|--|--|--|--|--|--|--|--|--|--|--|--|--|--|--|--|--|--|--|--|--|--|--|--|--|--|--|--|--|--|--|--|--|--|--|--|--|--|--|--|--|--|--|--|--|--|--|--|--|--|--|--|--|--|--|--|--|--|--|--|--|--|--|--|--|--|--|--|--|--|--|--|--|--|--|--|--|--|--|--|--|--|--|--|--|--|--|--|--|--|--|--|--|--|--|--|--|--|--|--|--|--|--|--|--|--|--|--|--|--|--|--|--|--|--|--|--|--|--|--|--|--|--|--|--|--|--|--|--|--|--|--|--|--|--|--|--|--|--|--|--|--|--|--|--|--|--|--|--|--|--|--|--|--|--|--|--|--|--|--|--|--|--|--|--|--|--|--|--|--|--|--|--|--|--|--|--|--|--|--|--|--|--|--|--|--|--|--|--|--|--|--|--|--|--|--|--|--|--|--|--|--|--|--|--|--|--|--|--|--|--|--|--|--|--|--|--|--|--|--|--|--|--|--|--|--|--|--|--|--|--|--|--|--|--|--|--|--|--|--|--|--|--|--|--|--|--|--|--|--|--|--|--|--|--|--|--|--|--|--|--|--|--|--|--|--|--|--|--|--|--|--|--|--|--|--|--|--|--|--|--|--|--|--|--|--|--|--|--|--|--|--|--|--|--|--|--|--|--|--|--|--|--|--|--|--|--|--|--|--|--|--|--|--|--|--|--|--|--|--|--|--|--|--|--|--|--|--|--|--|--|--|--|--|--|--|--|--|--|--|--|--|--|--|--|--|--|--|--|--|--|--|--|--|--|--|--|--|--|--|--|--|--|--|--|--|--|--|--|--|--|--|--|--|--|--|--|--|--|--|--|--|--|--|--|--|--|--|--|--|--|--|--|--|--|--|--|--|--|--|--|--|--|--|--|--|--|--|--|--|--|--|--|--|--|--|--|--|--|--|--|--|--|--|--|--|--|--|--|--|--|--|--|--|--|--|--|--|--|--|--|--|--|--|--|--|--|--|--|--|--|--|--|--|--|--|--|--|--|--|--|--|--|--|--|--|--|--|--|--|--|--|--|--|--|--|--|--|--|--|--|--|--|--|--|--|--|--|--|--|--|--|--|--|--|--|--|--|--|--|--|--|--|--|--|--|--|--|--|--|--|--|--|--|--|--|--|--|--|--|--|--|--|--|--|--|--|--|--|--|--|--|--|--|--|--|--|--|--|--|--|--|--|--|--|--|--|--|--|--|--|--|--|--|--|--|--|--|--|--|--|--|--|--|--|--|--|--|--|--|--|--|--|--|--|--|--|--|--|--|--|--|--|--|--|--|--|--|--|--|--|--|--|--|--|--|--|--|--|--|--|--|--|--|--|--|--|--|--|--|--|--|--|--|--|--|--|--|--|--|--|--|--|--|--|--|--|--|--|--|--|--|--|--|--|--|--|--|--|--|--|--|--|--|--|--|--|--|--|--|--|--|--|--|--|--|--|--|--|--|--|--|--|--|--|--|--|--|--|--|--|--|--|--|--|--|--|--|--|--|--|--|--|--|--|--|--|--|--|--|--|--|--|--|--|--|--|--|--|--|--|--|--|--|--|--|--|--|--|--|--|--|--|--|--|--|--|--|--|--|--|--|--|--|--|--|--|--|--|--|--|--|--|--|--|--|--|--|--|--|--|--|--|--|--|--|--|--|--|--|--|--|--|--|--|--|--|--|--|--|--|--|--|--|--|--|--|--|--|--|--|--|--|--|--|--|--|--|--|--|--|--|--|--|--|--|--|--|--|--|--|--|--|--|--|--|--|--|--|--|--|--|--|--|--|--|--|--|--|--|--|--|--|--|--|--|--|--|--|--|--|--|--|--|--|--|--|--|--|--|--|--|--|--|--|--|--|--|--|--|--|--|--|--|--|--|--|--|--|--|--|--|--|--|--|--|--|--|--|--|--|--|--|--|--|--|--|--|--|--|--|--|--|--|--|--|--|--|--|--|--|--|--|--|--|--|--|--|--|--|--|--|--|--|--|--|--|--|--|--|--|--|--|--|--|--|--|--|--|--|--|--|--|--|--|--|--|--|--|--|--|--|--|--|--|--|--|--|--|--|--|--|--|--|--|--|--|--|--|--|--|--|--|--|--|--|--|--|--|--|--|--|--|--|--|--|--|--|--|--|--|--|--|--|--|--|--|--|--|--|--|--|--|--|--|--|--|--|--|--|--|--|--|--|--|--|--|--|--|--|--|--|--|--|--|--|--|--|--|--|--|--|--|--|--|--|--|--|--|--|--|--|--|--|--|--|--|--|--|--|--|--|--|--|--|--|--|--|--|--|--|--|--|--|--|--|--|--|--|--|--|--|--|--|--|--|--|--|--|--|--|--|--|--|--|--|--|--|--|--|--|--|--|--|--|--|--|--|--|--|--|--|--|--|--|--|--|--|--|--|--|--|--|--|--|--|--|--|--|--|--|--|--|--|--|--|--|--|--|--|--|--|--|--|--|--|--|--|--|--|--|--|--|--|--|--|--|--|--|--|--|--|--|--|--|--|--|--|--|--|--|--|--|--|--|--|--|--|--|--|--|--|--|--|--|--|--|--|--|--|--|--|--|--|--|--|--|--|--|--|--|--|--|--|--|--|--|--|--|--|--|--|--|--|--|--|--|--|--|--|--|--|--|--|--|--|--|--|--|--|--|--|--|--|--|--|--|--|--|--|--|--|--|--|--|--|--|--|--|--|--|--|--|--|--|--|

Figure 10: Data structure of DIA format (for multiprocessing environment).

— For multiprocessing environment —

```

1: LIS_INT i,n,nnd,my_rank;
2: LIS_INT *index;
3: LIS_SCALAR *value;
4: LIS_MATRIX A;
5: MPI_Comm_rank(MPI_COMM_WORLD,&my_rank);
6: if( my_rank==0 ) {n = 2; nnd = 2;}
7: else {n = 2; nnd = 3;}
8: index = (LIS_INT *)malloc( nnd*sizeof(LIS_INT) );
9: value = (LIS_SCALAR *)malloc( n*nnd*sizeof(LIS_SCALAR) );
10: lis_matrix_create(MPI_COMM_WORLD,&A);
11: lis_matrix_set_size(A,n,0);
12: if( my_rank==0 ) {
13:     index[0] = -1; index[1] = 0;
14:     value[0] = 0; value[1] = 21; value[2] = 11; value[3] = 22;}
15: else {
16:     index[0] = -3; index[1] = -1; index[2] = 0;
17:     value[0] = 0; value[1] = 41; value[2] = 32; value[3] = 43; value[4] = 33;
18:     value[5] = 44;}
19: lis_matrix_set_dia(nnd,index,value,A);
20: lis_matrix_assemble(A);

```

5.4.4 Associating Arrays

To associate the arrays in the DIA format with matrix A , the following functions are used:

- C LIS_INT lis_matrix_set_dia(LIS_INT nnd, LIS_INT index[], LIS_SCALAR value[], LIS_MATRIX A)
- Fortran subroutine lis_matrix_set_dia(LIS_INTEGER nnd, LIS_INTEGER index(), LIS_SCALAR value(), LIS_MATRIX A, LIS_INTEGER ierr)

5.5 Ellpack-Itpack Generalized Diagonal (ELL)

The ELL format uses two arrays `index` and `value` to store data. Assume that `maxnzc` is the maximum value of the number of nonzero elements in the rows of matrix A .

- `value` is a double precision array of length $\text{maxnzc} \times n$, which stores the values of the nonzero elements of the rows of matrix A along the column. The first column consists of the first nonzero elements of each row. If there is no nonzero elements to be stored, then 0 is stored.
- `index` is an integer array of length $\text{maxnzc} \times n$, which stores the column numbers of the nonzero elements stored in the array `value`. If the number of nonzero elements in the i -th row is nnz , then `index[$nnz \times n + i$]` stores row number i .

5.5.1 Creating Matrices (for Serial and Multithreaded Environments)

The diagram on the right in Figure 11 shows how matrix A in Figure 11 is stored in the ELL format. A program to create the matrix in the ELL format is as follows:

$$A = \begin{pmatrix} 11 & & & & \\ 21 & 22 & & & \\ & 32 & 33 & & \\ 41 & & 43 & 44 & \end{pmatrix} \quad \begin{array}{|c|c|c|c|c|c|c|c|c|c|c|c|} \hline 0 & 0 & 1 & 0 & 0 & 1 & 2 & 2 & 0 & 1 & 2 & 3 \\ \hline 11 & 21 & 32 & 41 & 0 & 22 & 33 & 43 & 0 & 0 & 0 & 44 \\ \hline \end{array} \quad \begin{array}{l} \text{A.index} \\ \text{A.value} \end{array}$$

Figure 11: Data structure of ELL format (for serial and multithreaded environments).

For serial and multithreaded environments

```

1: LIS_INT n,maxnzc;
2: LIS_INT *index;
3: LIS_SCALAR *value;
4: LIS_MATRIX A;
5: n = 4; maxnzc = 3;
6: index = (LIS_INT *)malloc( n*maxnzc*sizeof(LIS_INT) );
7: value = (LIS_SCALAR *)malloc( n*maxnzc*sizeof(LIS_SCALAR) );
8: lis_matrix_create(0,&A);
9: lis_matrix_set_size(A,0,n);
10:
11: index[0] = 0; index[1] = 0; index[2] = 1; index[3] = 0; index[4] = 0; index[5] = 1;
12: index[6] = 2; index[7] = 2; index[8] = 0; index[9] = 1; index[10] = 2; index[11] = 3;
13: value[0] = 11; value[1] = 21; value[2] = 32; value[3] = 41; value[4] = 0; value[5] = 22;
14: value[6] = 33; value[7] = 43; value[8] = 0; value[9] = 0; value[10] = 0; value[11] = 44;
15:
16: lis_matrix_set_ell(maxnzc,index,value,A);
17: lis_matrix_assemble(A);

```

5.5.2 Creating Matrices (for Multiprocessing Environment)

Figure 12 shows how matrix A in Figure 11 is stored in the ELL format. A program to create the matrix in the ELL format on two processing elements is as follows:

| | | | | | | | | | | |
|-----|----|---|----|-----|----|----|----|---|----|---------|
| 0 | 0 | 0 | 1 | 1 | 0 | 2 | 2 | 2 | 3 | A.index |
| 11 | 21 | 0 | 22 | 32 | 41 | 33 | 43 | 0 | 44 | A.value |
| PE0 | | | | PE1 | | | | | | |

Figure 12: Data structure of ELL format (for multiprocessing environment).

For multiprocessing environment

```

1: LIS_INT i,n,maxnzs,my_rank;
2: LIS_INT *index;
3: LIS_SCALAR *value;
4: LIS_MATRIX A;
5: MPI_Comm_rank(MPI_COMM_WORLD,&my_rank);
6: if( my_rank==0 ) {n = 2; maxnzs = 2;}
7: else {n = 2; maxnzs = 3;}
8: index = (LIS_INT *)malloc( n*maxnzs*sizeof(LIS_INT) );
9: value = (LIS_SCALAR *)malloc( n*maxnzs*sizeof(LIS_SCALAR) );
10: lis_matrix_create(MPI_COMM_WORLD,&A);
11: lis_matrix_set_size(A,n,0);
12: if( my_rank==0 ) {
13:     index[0] = 0; index[1] = 0; index[2] = 0; index[3] = 1;
14:     value[0] = 11; value[1] = 21; value[2] = 0; value[3] = 22;}
15: else {
16:     index[0] = 1; index[1] = 0; index[2] = 2; index[3] = 2; index[4] = 2;
17:     index[5] = 3;
18:     value[0] = 32; value[1] = 41; value[2] = 33; value[3] = 43; value[4] = 0;
19:     value[5] = 44;}
20: lis_matrix_set_ell(maxnzs,index,value,A);
21: lis_matrix_assemble(A);

```

5.5.3 Associating Arrays

To associate an array required by the ELL format with matrix A , the following functions are used:

- C LIS_INT lis_matrix_set_ell(LIS_INT maxnzs, LIS_INT index[], LIS_SCALAR value[], LIS_MATRIX A)
- Fortran subroutine lis_matrix_set_ell(LIS_INTEGER maxnzs, LIS_INTEGER index(), LIS_SCALAR value(), LIS_MATRIX A, LIS_INTEGER ierr)

5.6 Jagged Diagonal (JAD)

The JAD format first sorts the nonzero elements of the rows in decreasing order of size, and then stores them along the column. The JAD format uses four arrays, **perm**, **ptr**, **index**, and **value**, to store data. Assume that $maxnzs$ represents the maximum value of the number of nonzero elements of matrix A .

- **perm** is an integer array of length n , which stores the sorted row numbers.
- **value** is a double precision array of length nnz , which stores the values of the jagged diagonal elements of the sorted matrix A . The first jagged diagonal consists of the values of the first nonzero elements of each row. The next jagged diagonal consists of the values of the second nonzero elements, and so on.
- **index** is an integer array of length nnz , which stores the row numbers of the nonzero elements stored in the array **value**.
- **ptr** is an integer array of length $maxnzs + 1$, which stores the starting points of the jagged diagonal elements.

For the multithreaded environment, the following modifications have been made: the format uses four arrays, **perm**, **ptr**, **index**, and **value**, to store data. Assume that $nprocs$ is the number of threads. $maxnzs_p$ is the number of nonzero diagonal elements of the partial matrix into which the row block of matrix A is divided. $maxmaxnzs$ is the maximum value of $maxnzs_p$.

- **perm** is an integer array of length n , which stores the sorted row numbers.
- **value** is a double precision array of length nnz , which stores the values of the jagged diagonal elements of the sorted matrix A . The first jagged diagonal consists of the values of the first nonzero elements of each row. The next jagged diagonal consist of the values of the second nonzero elements of each row, and so on.
- **index** is an integer array of length nnz , which stores the row numbers of the nonzero elements stored in the array **value**.
- **ptr** is an integer array of length $nprocs \times (maxmaxnzs + 1)$, which stores the starting points of the jagged diagonal elements.

5.6.1 Creating Matrices (for Serial Environment)

The diagram on the right in Figure 13 shows how matrix A in Figure 13 is stored in the JAD format. A program to create the matrix in the JAD format is as follows:

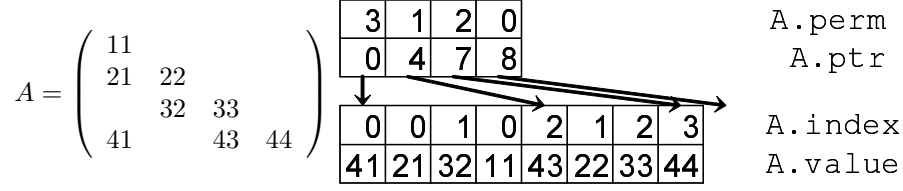


Figure 13: Data structure of JAD format (for serial environment).

For serial environment

```

1: LIS_INT n, nnz, maxnzs;
2: LIS_INT *perm, *ptr, *index;
3: LIS_SCALAR *value;
4: LIS_MATRIX A;
5: n = 4; nnz = 8; maxnzs = 3;
6: perm = (LIS_INT *)malloc( n*sizeof(LIS_INT) );
7: ptr = (LIS_INT *)malloc( (maxnzs+1)*sizeof(LIS_INT) );
8: index = (LIS_INT *)malloc( nnz*sizeof(LIS_INT) );
9: value = (LIS_SCALAR *)malloc( nnz*sizeof(LIS_SCALAR) );
10: lis_matrix_create(0, &A);
11: lis_matrix_set_size(A, 0, n);
12:
13: perm[0] = 3; perm[1] = 1; perm[2] = 2; perm[3] = 0;
14: ptr[0] = 0; ptr[1] = 4; ptr[2] = 7; ptr[3] = 8;
15: index[0] = 0; index[1] = 0; index[2] = 1; index[3] = 0;
16: index[4] = 2; index[5] = 1; index[6] = 2; index[7] = 3;
17: value[0] = 41; value[1] = 21; value[2] = 32; value[3] = 11;
18: value[4] = 43; value[5] = 22; value[6] = 33; value[7] = 44;
19:
20: lis_matrix_set_jad(nnz, maxnzs, perm, ptr, index, value, A);
21: lis_matrix_assemble(A);

```

5.6.2 Creating Matrices (for Multithreaded Environment)

Figure 14 shows how matrix A in Figure 13 is stored in the JAD format on two threads. A program to create the matrix in the JAD format on two threads is as follows:

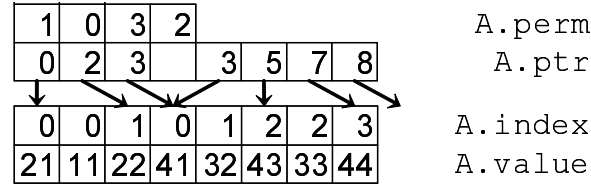


Figure 14: Data structure of JAD format (for multithreaded environment).

```

For multithreaded environment
1: LIS_INT n, nnz, maxmaxnzs, nprocs;
2: LIS_INT *perm, *ptr, *index;
3: LIS_SCALAR *value;
4: LIS_MATRIX A;
5: n = 4; nnz = 8; maxmaxnzs = 3; nprocs = 2;
6: perm = (LIS_INT *)malloc( n*sizeof(LIS_INT) );
7: ptr = (LIS_INT *)malloc( nprocs*(maxmaxnzs+1)*sizeof(LIS_INT) );
8: index = (LIS_INT *)malloc( nnz*sizeof(LIS_INT) );
9: value = (LIS_SCALAR *)malloc( nnz*sizeof(LIS_SCALAR) );
10: lis_matrix_create(0, &A);
11: lis_matrix_set_size(A, 0, n);
12:
13: perm[0] = 1; perm[1] = 0; perm[2] = 3; perm[3] = 2;
14: ptr[0] = 0; ptr[1] = 2; ptr[2] = 3; ptr[3] = 0;
15: ptr[4] = 3; ptr[5] = 5; ptr[6] = 7; ptr[7] = 8;
16: index[0] = 0; index[1] = 0; index[2] = 1; index[3] = 0;
17: index[4] = 1; index[5] = 2; index[6] = 2; index[7] = 3;
18: value[0] = 21; value[1] = 11; value[2] = 22; value[3] = 41;
19: value[4] = 32; value[5] = 43; value[6] = 33; value[7] = 44;
20:
21: lis_matrix_set_jad(nnz, maxmaxnzs, perm, ptr, index, value, A);
22: lis_matrix_assemble(A);

```

5.6.3 Creating Matrices (for Multiprocessing Environment)

Figure 15 shows how matrix A in Figure 13 is stored in the JAD format on two processing elements. A program to create the matrix in the JAD format on two processing elements is as follows:

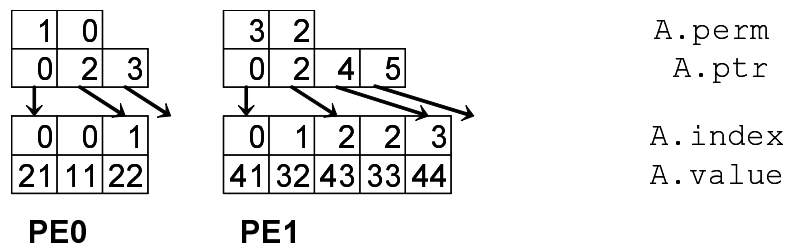


Figure 15: Data structure of JAD format (for multiprocessing environment).

For multiprocessing environment

```

1: LIS_INT i,n,nnz,maxnzs,my_rank;
2: LIS_INT *perm,*ptr,*index;
3: LIS_SCALAR *value;
4: LIS_MATRIX A;
5: MPI_Comm_rank(MPI_COMM_WORLD,&my_rank);
6: if( my_rank==0 ) {n = 2; nnz = 3; maxnzs = 2;}
7: else {n = 2; nnz = 5; maxnzs = 3;}
8: perm = (LIS_INT *)malloc( n*sizeof(LIS_INT) );
9: ptr = (LIS_INT *)malloc( (maxnzs+1)*sizeof(LIS_INT) );
10: index = (LIS_INT *)malloc( nnz*sizeof(LIS_INT) );
11: value = (LIS_SCALAR *)malloc( nnz*sizeof(LIS_SCALAR) );
12: lis_matrix_create(MPI_COMM_WORLD,&A);
13: lis_matrix_set_size(A,n,0);
14: if( my_rank==0 ) {
15:     perm[0] = 1; perm[1] = 0;
16:     ptr[0] = 0; ptr[1] = 2; ptr[2] = 3;
17:     index[0] = 0; index[1] = 0; index[2] = 1;
18:     value[0] = 21; value[1] = 11; value[2] = 22;}
19: else {
20:     perm[0] = 3; perm[1] = 2;
21:     ptr[0] = 0; ptr[1] = 2; ptr[2] = 4; ptr[3] = 5;
22:     index[0] = 0; index[1] = 1; index[2] = 2; index[3] = 2; index[4] = 3;
23:     value[0] = 41; value[1] = 32; value[2] = 43; value[3] = 33; value[4] = 44;}
24: lis_matrix_set_jad(nnz,maxnzs,perm,ptr,index,value,A);
25: lis_matrix_assemble(A);

```

5.6.4 Associating Arrays

To associate an array required by the JAD format with matrix A , the following functions are used:

- C LIS_INT lis_matrix_set_jad(LIS_INT nnz, LIS_INT maxnzs, LIS_INT perm[], LIS_INT ptr[], LIS_INT index[], LIS_SCALAR value[], LIS_MATRIX A)
- Fortran subroutine lis_matrix_set_jad(LIS_INTEGER nnz, LIS_INTEGER maxnzs, LIS_INTEGER perm(), LIS_INTEGER ptr(), LIS_INTEGER index(), LIS_SCALAR value(), LIS_MATRIX A, LIS_INTEGER ierr)

5.7 Block Sparse Row (BSR)

The BSR format breaks down matrix A into partial matrices called blocks of size $r \times c$. The BSR format stores the nonzero blocks, in which at least one nonzero element exists, in a format similar to that of CSR. Assume that $nr = n/r$ and $bnnz$ are the numbers of nonzero blocks of A . The BSR format uses three arrays `bp`, `bindex` and `value` to store data.

- `value` is a double precision array of length $bnnz \times r \times c$, which stores the values of the elements of the nonzero blocks.
- `bindex` is an integer array of length $bnnz$, which stores the block column numbers of the nonzero blocks.
- `bp` is an integer array of length $nr + 1$, which stores the starting points of the block rows in the array `bindex`.

5.7.1 Creating Matrices (for Serial and Multithreaded Environments)

The diagram on the right in Figure 16 shows how matrix A in Figure 16 is stored in the BSR format. A program to create the matrix in the BSR format is as follows:

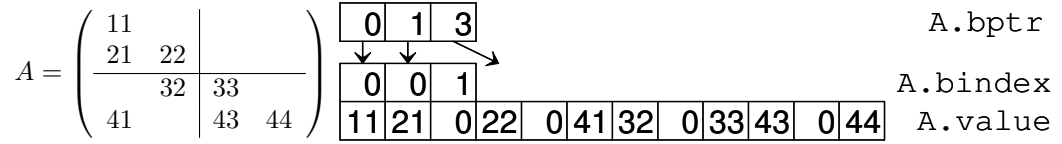


Figure 16: Data structure of BSR format (for serial and multithreaded environments).

For serial and multithreaded environments

```

1: LIS_INT n, bnr, bnc, nr, nc, bnnz;
2: LIS_INT *bp, *bindex;
3: LIS_SCALAR *value;
4: LIS_MATRIX A;
5: n = 4; bnr = 2; bnc = 2; bnnz = 3; nr = (n-1)/bnr+1; nc = (n-1)/bnc+1;
6: bp = (LIS_INT *)malloc( (nr+1)*sizeof(LIS_INT) );
7: bindex = (LIS_INT *)malloc( bnnz*sizeof(LIS_INT) );
8: value = (LIS_SCALAR *)malloc( bnr*bnc*bnnz*sizeof(LIS_SCALAR) );
9: lis_matrix_create(0,&A);
10: lis_matrix_set_size(A,0,n);
11:
12: bp[0] = 0; bp[1] = 1; bp[2] = 3;
13: bindex[0] = 0; bindex[1] = 0; bindex[2] = 1;
14: value[0] = 11; value[1] = 21; value[2] = 0; value[3] = 22;
15: value[4] = 0; value[5] = 41; value[6] = 32; value[7] = 0;
16: value[8] = 33; value[9] = 43; value[10] = 0; value[11] = 44;
17:
18: lis_matrix_set_bsr(bnr, bnc, bnnz, bp, bindex, value, A);
19: lis_matrix_assemble(A);

```

5.7.2 Creating Matrices (for Multiprocessing Environment)

Figure 17 shows how matrix A in Figure 16 is stored in the BSR format on two processing elements. A program to create the matrix in the BSR format on two processing elements is as follows:

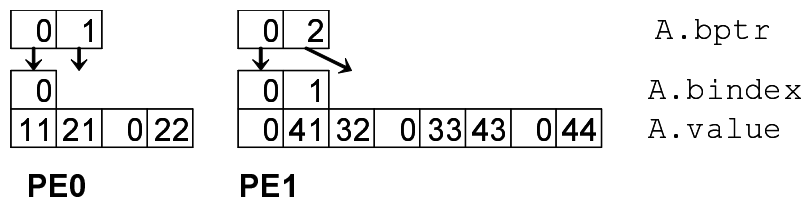


Figure 17: Data structure of BSR format (for multiprocessing environment).

For multiprocessing environment

```

1: LIS_INT n, bnr, bnc, nr, nc, bnnz, my_rank;
2: LIS_INT *bptr, *bindex;
3: LIS_SCALAR *value;
4: LIS_MATRIX A;
5: MPI_Comm_rank(MPI_COMM_WORLD, &my_rank);
6: if( my_rank==0 ) {n = 2; bnr = 2; bnc = 2; bnnz = 1; nr = (n-1)/bnr+1; nc = (n-1)/bnc+1;}
7: else {n = 2; bnr = 2; bnc = 2; bnnz = 2; nr = (n-1)/bnr+1; nc = (n-1)/bnc+1;}
8: bptr = (LIS_INT *)malloc( (nr+1)*sizeof(LIS_INT) );
9: bindex = (LIS_INT *)malloc( bnnz*sizeof(LIS_INT) );
10: value = (LIS_SCALAR *)malloc( bnr*bnc*bnnz*sizeof(LIS_SCALAR) );
11: lis_matrix_create(MPI_COMM_WORLD, &A);
12: lis_matrix_set_size(A, n, 0);
13: if( my_rank==0 ) {
14:     bptr[0] = 0; bptr[1] = 1;
15:     bindex[0] = 0;
16:     value[0] = 11; value[1] = 21; value[2] = 0; value[3] = 22;}
17: else {
18:     bptr[0] = 0; bptr[1] = 2;
19:     bindex[0] = 0; bindex[1] = 1;
20:     value[0] = 0; value[1] = 41; value[2] = 32; value[3] = 0;
21:     value[4] = 33; value[5] = 43; value[6] = 0; value[7] = 44;}
22: lis_matrix_set_bsr(bnr, bnc, bnnz, bptr, bindex, value, A);
23: lis_matrix_assemble(A);

```

5.7.3 Associating Arrays

To associate the arrays in the BSR format with matrix A , the following functions are used:

- C `LIS_INT lis_matrix_set_bsr(LIS_INT bnr, LIS_INT bnc, LIS_INT bnnz, LIS_INT bptr[], LIS_INT bindex[], LIS_SCALAR value[], LIS_MATRIX A)`
- Fortran subroutine `lis_matrix_set_bsr(LIS_INTEGER bnr, LIS_INTEGER bnc, LIS_INTEGER bnnz, LIS_INTEGER bptr(), LIS_INTEGER bindex(), LIS_SCALAR value(), LIS_MATRIX A, LIS_INTEGER ierr)`

5.8 Block Sparse Column (BSC)

The BSC format breaks down matrix A into partial matrices called blocks of size $r \times c$. The BSC format stores the nonzero blocks, in which at least one nonzero element exists, in a format similar to that of CSC. Assume that $nc = n/c$ and $bnnz$ are the numbers of the nonzero blocks of A . The BSC format uses three arrays `bp`, `bindex` and `value` to store data.

- `value` is a double precision array of length $bnnz \times r \times c$, which stores the values of the elements of the nonzero blocks.
- `bindex` is an integer array of length $bnnz$, which stores the block row numbers of the nonzero blocks.
- `bp` is an integer array of length $nc + 1$, which stores the starting points of the block columns in the array `bindex`.

5.8.1 Creating Matrices (for Serial and Multithreaded Environments)

The diagram on the right in Figure 18 shows how matrix A in Figure 18 is stored in the BSC format. A program to create the matrix in the BSC format is as follows:

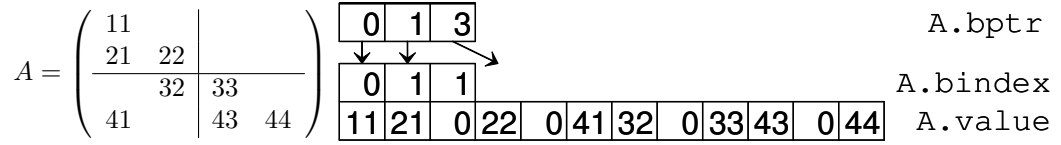


Figure 18: Data structure of BSC format (for serial and multithreaded environments).

For serial and multithreaded environments

```

1: LIS_INT n, bnr, bnc, nr, nc, bnnz;
2: LIS_INT *bp, *bindex;
3: LIS_SCALAR *value;
4: LIS_MATRIX A;
5: n = 4; bnr = 2; bnc = 2; bnnz = 3; nr = (n-1)/bnr+1; nc = (n-1)/bnc+1;
6: bp = (LIS_INT *)malloc( (nc+1)*sizeof(LIS_INT) );
7: bindex = (LIS_INT *)malloc( bnnz*sizeof(LIS_INT) );
8: value = (LIS_SCALAR *)malloc( bnr*bnc*bnnz*sizeof(LIS_SCALAR) );
9: lis_matrix_create(0, &A);
10: lis_matrix_set_size(A, 0, n);
11:
12: bp[0] = 0; bp[1] = 1; bp[2] = 3;
13: bindex[0] = 0; bindex[1] = 1; bindex[2] = 1;
14: value[0] = 11; value[1] = 21; value[2] = 0; value[3] = 22;
15: value[4] = 0; value[5] = 41; value[6] = 32; value[7] = 0;
16: value[8] = 33; value[9] = 43; value[10] = 0; value[11] = 44;
17:
18: lis_matrix_set_bsc(bnr, bnc, bnnz, bp, bindex, value, A);
19: lis_matrix_assemble(A);

```

5.8.2 Creating Matrices (for Multiprocessing Environment)

Figure 19 shows how matrix A in Figure 18 is stored in the BSC format on two processing elements. A program to create the matrix in the BSC format on two processing elements is as follows:

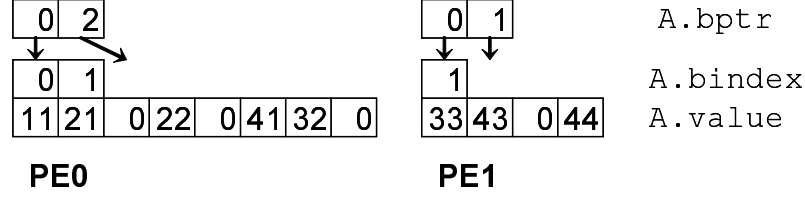


Figure 19: Data structure of BSC format (for multiprocessing environment).

For multiprocessing environment

```

1: LIS_INT n, bnr, bnc, nr, nc, bnnz, my_rank;
2: LIS_INT *bptr, *bindex;
3: LIS_SCALAR *value;
4: LIS_MATRIX A;
5: MPI_Comm_rank(MPI_COMM_WORLD, &my_rank);
6: if( my_rank==0 ) {n = 2; bnr = 2; bnc = 2; bnnz = 2; nr = (n-1)/bnr+1; nc = (n-1)/bnc+1;}
7: else {n = 2; bnr = 2; bnc = 2; bnnz = 1; nr = (n-1)/bnr+1; nc = (n-1)/bnc+1;}
8: bptr = (LIS_INT *)malloc( (nr+1)*sizeof(LIS_INT) );
9: bindex = (LIS_INT *)malloc( bnnz*sizeof(LIS_INT) );
10: value = (LIS_SCALAR *)malloc( bnr*bnc*bnnz*sizeof(LIS_SCALAR) );
11: lis_matrix_create(MPI_COMM_WORLD, &A);
12: lis_matrix_set_size(A, n, 0);
13: if( my_rank==0 ) {
14:     bptr[0] = 0; bptr[1] = 2;
15:     bindex[0] = 0; bindex[1] = 1;
16:     value[0] = 11; value[1] = 21; value[2] = 0; value[3] = 22;
17:     value[4] = 0; value[5] = 41; value[6] = 32; value[7] = 0;}
18: else {
19:     bptr[0] = 0; bptr[1] = 1;
20:     bindex[0] = 1;
21:     value[0] = 33; value[1] = 43; value[2] = 0; value[3] = 44;}
22: lis_matrix_set_bsc(bnr, bnc, bnnz, bptr, bindex, value, A);
23: lis_matrix_assemble(A);

```

5.8.3 Associating Arrays

To associate the arrays in the BSC format with matrix A , the following functions are used:

- C `LIS_INT lis_matrix_set_bsc(LIS_INT bnr, LIS_INT bnc, LIS_INT bnnz, LIS_INT bptr[], LIS_INT bindex[], LIS_SCALAR value[], LIS_MATRIX A)`
- Fortran subroutine `lis_matrix_set_bsc(LIS_INTEGER bnr, LIS_INTEGER bnc, LIS_INTEGER bnnz, LIS_INTEGER bptr(), LIS_INTEGER bindex(), LIS_SCALAR value(), LIS_MATRIX A, LIS_INTEGER ierr)`

5.9 Variable Block Row (VBR)

The VBR format is the generalized version of the BSR format. The division points of the rows and columns are given by the arrays `row` and `col`. The VBR format stores the nonzero blocks (the blocks in which at least one nonzero element exists) in a format similar to that of CSR. Assume that nr and nc are the numbers of row and column divisions, respectively, and that $bnnz$ denotes the number of nonzero blocks of A , and nnz denotes the total number of elements of the nonzero blocks. The VBR format uses six arrays, `bptr`, `bindex`, `row`, `col`, `ptr`, and `value`, to store data.

- `row` is an integer array of length $nr + 1$, which stores the starting row number of the block rows.
- `col` is an integer array of length $nc + 1$, which stores the starting column number of the block columns.
- `bindex` is an integer array of length $bnnz$, which stores the block column numbers of the nonzero blocks.
- `bptr` is an integer array of length $nr + 1$, which stores the starting points of the block rows in the array `bindex`.
- `value` is a double precision array of length nnz , which stores the values of the elements of the nonzero blocks.
- `ptr` is an integer array of length $bnnz + 1$, which stores the starting points of the nonzero blocks in the array `value`.

5.9.1 Creating Matrices (for Serial and Multithreaded Environments)

The diagram on the right in Figure 20 shows how matrix A in Figure 20 is stored in the VBR format. A program to create the matrix in the VBR format is as follows:

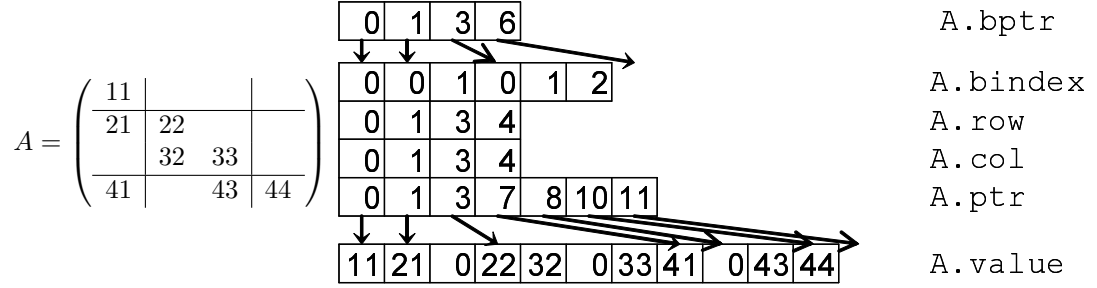


Figure 20: Data structure of VBR format (for serial and multithreaded environments).

For serial and multithreaded environments

```

1: LIS_INT n,nnz,nr,nc,bnnz;
2: LIS_INT *row,*col,*ptr,*bptr,*bindex;
3: LIS_SCALAR *value;
4: LIS_MATRIX A;
5: n = 4; nnz = 11; bnnz = 6; nr = 3; nc = 3;
6: bptr = (LIS_INT *)malloc( (nr+1)*sizeof(LIS_INT) );
7: row = (LIS_INT *)malloc( (nr+1)*sizeof(LIS_INT) );
8: col = (LIS_INT *)malloc( (nc+1)*sizeof(LIS_INT) );
9: ptr = (LIS_INT *)malloc( (bnnz+1)*sizeof(LIS_INT) );
10: bindex = (LIS_INT *)malloc( bnnz*sizeof(LIS_INT) );
11: value = (LIS_SCALAR *)malloc( nnz*sizeof(LIS_SCALAR) );
12: lis_matrix_create(0,&A);
13: lis_matrix_set_size(A,0,n);
14:
15: bptr[0] = 0; bptr[1] = 1; bptr[2] = 3; bptr[3] = 6;
16: row[0] = 0; row[1] = 1; row[2] = 3; row[3] = 4;
17: col[0] = 0; col[1] = 1; col[2] = 3; col[3] = 4;
18: bindex[0] = 0; bindex[1] = 0; bindex[2] = 1; bindex[3] = 0;
19: bindex[4] = 1; bindex[5] = 2;
20: ptr[0] = 0; ptr[1] = 1; ptr[2] = 3; ptr[3] = 7;
21: ptr[4] = 8; ptr[5] = 10; ptr[6] = 11;
22: value[0] = 11; value[1] = 21; value[2] = 0; value[3] = 22;
23: value[4] = 32; value[5] = 0; value[6] = 33; value[7] = 41;
24: value[8] = 0; value[9] = 43; value[10] = 44;
25:
26: lis_matrix_set_vbr(nnz,nr,nc,bnnz,row,col,ptr,bptr,bindex,value,A);
27: lis_matrix_assemble(A);

```

5.9.2 Creating Matrices (for Multiprocessing Environment)

Figure 21 shows how matrix A in Figure 20 is stored in the VBR format on two processing elements. A program to create the matrix in the VBR format on two processing elements is as follows:

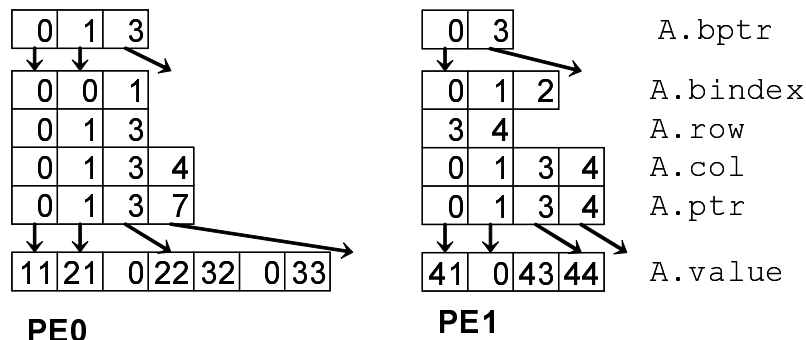


Figure 21: Data structure of VBR format (for multiprocessing environment).

For multiprocessing environment

```

1: LIS_INT n, nnz, nr, nc, bnnz, my_rank;
2: LIS_INT *row, *col, *ptr, *bptr, *bindex;
3: LIS_SCALAR *value;
4: LIS_MATRIX A;
5: MPI_Comm_rank(MPI_COMM_WORLD, &my_rank);
6: if( my_rank==0 ) {n = 2; nnz = 7; bnnz = 3; nr = 2; nc = 3;}
7: else {n = 2; nnz = 4; bnnz = 3; nr = 1; nc = 3;}
8: bptr = (LIS_INT *)malloc( (nr+1)*sizeof(LIS_INT) );
9: row = (LIS_INT *)malloc( (nr+1)*sizeof(LIS_INT) );
10: col = (LIS_INT *)malloc( (nc+1)*sizeof(LIS_INT) );
11: ptr = (LIS_INT *)malloc( (bnnz+1)*sizeof(LIS_INT) );
12: bindex = (LIS_INT *)malloc( bnnz*sizeof(LIS_INT) );
13: value = (LIS_SCALAR *)malloc( nnz*sizeof(LIS_SCALAR) );
14: lis_matrix_create(MPI_COMM_WORLD, &A);
15: lis_matrix_set_size(A, n, 0);
16: if( my_rank==0 ) {
17:     bptr[0] = 0; bptr[1] = 1; bptr[2] = 3;
18:     row[0] = 0; row[1] = 1; row[2] = 3;
19:     col[0] = 0; col[1] = 1; col[2] = 3; col[3] = 4;
20:     bindex[0] = 0; bindex[1] = 0; bindex[2] = 1;
21:     ptr[0] = 0; ptr[1] = 1; ptr[2] = 3; ptr[3] = 7;
22:     value[0] = 11; value[1] = 21; value[2] = 0; value[3] = 22;
23:     value[4] = 32; value[5] = 0; value[6] = 33;}
24: else {
25:     bptr[0] = 0; bptr[1] = 3;
26:     row[0] = 3; row[1] = 4;
27:     col[0] = 0; col[1] = 1; col[2] = 3; col[3] = 4;
28:     bindex[0] = 0; bindex[1] = 1; bindex[2] = 2;
29:     ptr[0] = 0; ptr[1] = 1; ptr[2] = 3; ptr[3] = 4;
30:     value[0] = 41; value[1] = 0; value[2] = 43; value[3] = 44;}
31: lis_matrix_set_vbr(nnz, nr, nc, bnnz, row, col, ptr, bptr, bindex, value, A);
32: lis_matrix_assemble(A);

```

5.9.3 Associating Arrays

To associate the arrays in the VBR format with matrix A , the following functions are used:

- C `LIS_INT lis_matrix_set_vbr(LIS_INT nnz, LIS_INT nr, LIS_INT nc, LIS_INT bnnz, LIS_INT row[], LIS_INT col[], LIS_INT ptr[], LIS_INT bptr[], LIS_INT bindex[], LIS_SCALAR value[], LIS_MATRIX A)`
- Fortran subroutine `lis_matrix_set_vbr(LIS_INTEGER nnz, LIS_INTEGER nr, LIS_INTEGER nc, LIS_INTEGER bnnz, LIS_INTEGER row(), LIS_INTEGER col(), LIS_INTEGER ptr(), LIS_INTEGER bptr(), LIS_INTEGER bindex(), LIS_SCALAR value(), LIS_MATRIX A, LIS_INTEGER ierr)`

5.10 Coordinate (COO)

The COO format uses three arrays `row`, `col` and `value` to store data.

- `value` is a double precision array of length `nnz`, which stores the values of the nonzero elements.
- `row` is an integer array of length `nnz`, which stores the row numbers of the nonzero elements.
- `col` is an integer array of length `nnz`, which stores the column numbers of the nonzero elements.

5.10.1 Creating Matrices (for Serial and Multithreaded Environments)

The diagram on the right in Figure 22 shows how matrix A in Figure 22 is stored in the COO format. A program to create the matrix in the COO format is as follows:

$$A = \begin{pmatrix} 11 & & & \\ 21 & 22 & & \\ & 32 & 33 & \\ 41 & & 43 & 44 \end{pmatrix} \quad \begin{array}{|c|c|c|c|c|c|c|c|} \hline 0 & 1 & 3 & 1 & 2 & 2 & 3 & 3 \\ \hline 0 & 0 & 0 & 1 & 1 & 2 & 2 & 3 \\ \hline 11 & 21 & 41 & 22 & 32 & 33 & 43 & 44 \\ \hline \end{array} \quad \begin{array}{l} A.\text{row} \\ A.\text{col} \\ A.\text{value} \end{array}$$

Figure 22: Data structure of COO format (for serial and multithreaded environments).

For serial and multithreaded environments

```

1: LIS_INT n,nnz;
2: LIS_INT *row,*col;
3: LIS_SCALAR *value;
4: LIS_MATRIX A;
5: n = 4; nnz = 8;
6: row = (LIS_INT *)malloc( nnz*sizeof(LIS_INT) );
7: col = (LIS_INT *)malloc( nnz*sizeof(LIS_INT) );
8: value = (LIS_SCALAR *)malloc( nnz*sizeof(LIS_SCALAR) );
9: lis_matrix_create(0,&A);
10: lis_matrix_set_size(A,0,n);
11:
12: row[0] = 0; row[1] = 1; row[2] = 3; row[3] = 1;
13: row[4] = 2; row[5] = 2; row[6] = 3; row[7] = 3;
14: col[0] = 0; col[1] = 0; col[2] = 0; col[3] = 1;
15: col[4] = 1; col[5] = 2; col[6] = 2; col[7] = 3;
16: value[0] = 11; value[1] = 21; value[2] = 41; value[3] = 22;
17: value[4] = 32; value[5] = 33; value[6] = 43; value[7] = 44;
18:
19: lis_matrix_set_coo(nnz,row,col,value,A);
20: lis_matrix_assemble(A);

```

5.10.2 Creating Matrices (for Multiprocessing Environment)

Figure 23 shows how matrix A in Figure 22 is stored in the COO format on two processing elements. A program to create the matrix in the COO format on two processing elements is as follows:

| | | | | | | | | |
|-----|----|----|-----|----|----|----|----|---------|
| 0 | 1 | 1 | 3 | 2 | 2 | 3 | 3 | A.row |
| 0 | 0 | 1 | 0 | 1 | 2 | 2 | 3 | A.col |
| 11 | 21 | 22 | 41 | 32 | 33 | 43 | 44 | A.value |
| PE0 | | | PE1 | | | | | |

Figure 23: Data structure of COO format (for multiprocessing environment).

— For multiprocessing environment —

```

1: LIS_INT n,nnz,my_rank;
2: LIS_INT *row,*col;
3: LIS_SCALAR *value;
4: LIS_MATRIX A;
5: MPI_Comm_rank(MPI_COMM_WORLD,&my_rank);
6: if( my_rank==0 ) {n = 2; nnz = 3;}
7: else {n = 2; nnz = 5;}
8: row = (LIS_INT *)malloc( nnz*sizeof(LIS_INT) );
9: col = (LIS_INT *)malloc( nnz*sizeof(LIS_INT) );
10: value = (LIS_SCALAR *)malloc( nnz*sizeof(LIS_SCALAR) );
11: lis_matrix_create(MPI_COMM_WORLD,&A);
12: lis_matrix_set_size(A,n,0);
13: if( my_rank==0 ) {
14:     row[0] = 0; row[1] = 1; row[2] = 1;
15:     col[0] = 0; col[1] = 0; col[2] = 1;
16:     value[0] = 11; value[1] = 21; value[2] = 22;}
17: else {
18:     row[0] = 3; row[1] = 2; row[2] = 2; row[3] = 3; row[4] = 3;
19:     col[0] = 0; col[1] = 1; col[2] = 2; col[3] = 2; col[4] = 3;
20:     value[0] = 41; value[1] = 32; value[2] = 33; value[3] = 43; value[4] = 44;}
21: lis_matrix_set_coo(nnz,row,col,value,A);
22: lis_matrix_assemble(A);

```

5.10.3 Associating Arrays

To associate the arrays in the COO format with matrix A , the following functions are used:

- C LIS_INT lis_matrix_set_coo(LIS_INT nnz, LIS_INT row[], LIS_INT col[], LIS_SCALAR value[], LIS_MATRIX A)
- Fortran subroutine lis_matrix_set_coo(LIS_INTEGER nnz, LIS_INTEGER row(), LIS_INTEGER col(), LIS_SCALAR value(), LIS_MATRIX A, LIS_INTEGER ierr)

5.11 Dense (DNS)

The DNS format uses one array `value` to store data.

- `value` is a double precision array of length $n \times n$, which stores the values of the elements with priority given to the columns.

5.11.1 Creating Matrices (for Serial and Multithreaded Environments)

The right diagram in Figure 24 shows how matrix A in Figure 24 is stored in the DNS format. A program to create the matrix in the DNS format is as follows:

$$A = \begin{pmatrix} 11 & & & \\ 21 & 22 & & \\ & 32 & 33 & \\ 41 & & 43 & 44 \end{pmatrix} \quad \begin{array}{|c|c|c|c|c|c|c|c|} \hline 11 & 21 & 0 & 41 & 0 & 22 & 32 & 0 \\ \hline 0 & 0 & 33 & 43 & 0 & 0 & 0 & 44 \\ \hline \end{array} \quad A.Value$$

Figure 24: Data structure of DNS format (for serial and multithreaded environments).

For serial and multithreaded environments

```

1: LIS_INT n;
2: LIS_SCALAR *value;
3: LIS_MATRIX A;
4: n = 4;
5: value = (LIS_SCALAR *)malloc( n*n*sizeof(LIS_SCALAR) );
6: lis_matrix_create(0,&A);
7: lis_matrix_set_size(A,0,n);
8:
9: value[0] = 11; value[1] = 21; value[2] = 0; value[3] = 41;
10: value[4] = 0; value[5] = 22; value[6] = 32; value[7] = 0;
11: value[8] = 0; value[9] = 0; value[10] = 33; value[11] = 43;
12: value[12] = 0; value[13] = 0; value[14] = 0; value[15] = 44;
13:
14: lis_matrix_set_dns(value,A);
15: lis_matrix_assemble(A);

```

5.11.2 Creating Matrices (for Multiprocessing Environment)

Figure 25 shows how matrix A in Figure 24 is stored in the DNS format on two processing elements. A program to create the matrix in the DNS format on two processing elements is as follows:

| | | | | | | | | |
|-----|----|---|----|-----|----|----|----|---------|
| 11 | 21 | 0 | 22 | 0 | 41 | 32 | 0 | A.Value |
| 0 | 0 | 0 | 0 | 33 | 43 | 0 | 44 | |
| PE0 | | | | PE1 | | | | |

Figure 25: Data structure of DNS format (for multiprocessing environment).

For multiprocessing environment

```

1: LIS_INT n,my_rank;
2: LIS_SCALAR *value;
3: LIS_MATRIX A;
4: MPI_Comm_rank(MPI_COMM_WORLD,&my_rank);
5: if( my_rank==0 ) {n = 2;}
6: else {n = 2;}
7: value = (LIS_SCALAR *)malloc( n*n*sizeof(LIS_SCALAR) );
8: lis_matrix_create(MPI_COMM_WORLD,&A);
9: lis_matrix_set_size(A,n,0);
10: if( my_rank==0 ) {
11:     value[0] = 11; value[1] = 21; value[2] = 0; value[3] = 22;
12:     value[4] = 0; value[5] = 0; value[6] = 0; value[7] = 0;}
13: else {
14:     value[0] = 0; value[1] = 41; value[2] = 32; value[3] = 0;
15:     value[4] = 33; value[5] = 43; value[6] = 0; value[7] = 44;}
16: lis_matrix_set_dns(value,A);
17: lis_matrix_assemble(A);

```

5.11.3 Associating Arrays

To associate the arrays in the DNS format with matrix A , the following functions are used:

- C LIS_INT lis_matrix_set_dns(LIS_SCALAR value[], LIS_MATRIX A)
- Fortran subroutine lis_matrix_set_dns(LIS_SCALAR value(), LIS_MATRIX A, LIS_INTEGER ierr)

6 Functions

This section describes the functions which can be employed by the user. The statuses of the solvers are defined as follows:

| | |
|------------------------|------------------------------|
| LIS_SUCCESS(0) | Normal termination |
| LIS_ILL_OPTION(1) | Illegal option |
| LIS_BREAKDOWN(2) | Breakdown (division by zero) |
| LIS_OUT_OF_MEMORY(3) | Out of working memory |
| LIS_MAXITER(4) | Maximum number of iterations |
| LIS_NOT_IMPLEMENTED(5) | Not implemented |
| LIS_ERR_FILE_IO(6) | File I/O error |

6.1 Operating Vector Elements

Assume that the size of vector v is $global_n$ and that the size of the partial vectors stored on $nprocs$ processing elements is $local_n$. $global_n$ and $local_n$ are called the global size and the local size, respectively.

6.1.1 `lis_vector_create`

```
C      LIS_INT lis_vector_create(LIS_Comm comm, LIS_VECTOR *v)
Fortran subroutine lis_vector_create(LIS_Comm comm, LIS_VECTOR v, LIS_INTEGER ierr)
```

Description

Create vector v .

Input

| | |
|-----------------------|----------------------|
| <code>LIS_Comm</code> | The MPI communicator |
|-----------------------|----------------------|

Output

| | |
|-------------------|-----------------|
| <code>v</code> | The vector |
| <code>ierr</code> | The return code |

Note

For the serial and multithreaded environments, the value of `comm` is ignored.

6.1.2 `lis_vector_destroy`

```
C      LIS_INT lis_vector_destroy(LIS_VECTOR v)
Fortran subroutine lis_vector_destroy(LIS_VECTOR v, LIS_INTEGER ierr)
```

Description

Destroy vector v .

Input

| | |
|----------------|----------------------------|
| <code>v</code> | The vector to be destroyed |
|----------------|----------------------------|

Output

| | |
|-------------------|-----------------|
| <code>ierr</code> | The return code |
|-------------------|-----------------|

6.1.3 lis_vector_duplicate

```
C      LIS_INT lis_vector_duplicate(void *vin, LIS_VECTOR *vout)
Fortran subroutine lis_vector_duplicate(LIS_VECTOR vin, LIS_VECTOR vout,
      LIS_INTEGER ierr)
```

Description

Create vector v_{out} , which has the same information as v_{in} .

Input

vin The source vector or matrix

Output

vout The destination vector

ierr The return code

Note

The function `lis_vector_duplicate` does not copy the values, but allocates only the memory. To copy the values as well, the function `lis_vector_copy` must be called after this function.

6.1.4 lis_vector_set_size

```
C      LIS_INT lis_vector_set_size(LIS_VECTOR v, LIS_INT local_n,
      LIS_INT global_n)
Fortran subroutine lis_vector_set_size(LIS_VECTOR v, LIS_INTEGER local_n,
      LIS_INTEGER global_n, LIS_INTEGER ierr)
```

Description

Assign the size of vector v .

Input

v The vector

local_n The size of the partial vector

global_n The size of the global vector

Output

ierr The return code

Note

Either *local_n* or *global_n* must be provided.

For the serial and multithreaded environments, *local_n* is equal to *global_n*. Therefore, both `lis_vector_set_size(v,n,0)` and `lis_vector_set_size(v,0,n)` create a vector of size n .

For the multiprocessing environment, `lis_vector_set_size(v,n,0)` creates a partial vector of size n on each processing element. On the other hand, `lis_vector_set_size(v,0,n)` creates a partial vector of size m_p on processing element p . The values of m_p are determined by the library.

6.1.5 lis_vector_get_size

```
C      LIS_INT lis_vector_get_size(LIS_VECTOR v, LIS_INT *local_n,  
                                LIS_INT *global_n)  
Fortran subroutine lis_vector_get_size(LIS_VECTOR v, LIS_INTEGER local_n,  
                                LIS_INTEGER global_n, LIS_INTEGER ierr)
```

Description

Get the size of vector v .

Input

| | |
|----------------|------------|
| <code>v</code> | The vector |
|----------------|------------|

Output

| | |
|-----------------------|--------------------------------|
| <code>local_n</code> | The size of the partial vector |
| <code>global_n</code> | The size of the global vector |
| <code>ierr</code> | The return code |

Note

For the serial and multithreaded environments, $local_n$ is equal to $global_n$.

6.1.6 lis_vector_get_range

```
C      LIS_INT lis_vector_get_range(LIS_VECTOR v, LIS_INT *is, LIS_INT *ie)  
Fortran subroutine lis_vector_get_range(LIS_VECTOR v, LIS_INTEGER is,  
                                LIS_INTEGER ie, LIS_INTEGER ierr)
```

Description

Get the location of the partial vector v in the global vector.

Input

| | |
|----------------|--------------------|
| <code>v</code> | The partial vector |
|----------------|--------------------|

Output

| | |
|-------------------|---|
| <code>is</code> | The location where the partial vector v starts in the global vector |
| <code>ie</code> | The location where the partial vector v ends in the global vector |
| <code>ierr</code> | The return code |

Note

For the serial and multithreaded environments, a vector of size n results in $is = 0$ and $ie = n$ in the C version, and $is = 1$ and $ie = n + 1$ in the Fortran version.

6.1.7 lis_vector_set_value

```
C      LIS_INT lis_vector_set_value(LIS_INT flag, LIS_INT i, LIS_SCALAR value,  
LIS_VECTOR v)  
Fortran subroutine lis_vector_set_value(LIS_INTEGER flag, LIS_INTEGER i,  
LIS_SCALAR value, LIS_VECTOR v, LIS_INTEGER ierr)
```

Description

Assign the scalar value to the i -th row of vector v .

Input

| | |
|-------|---|
| flag | LIS_INS.VALUE : $v[i] = value$ LIS_ADD.VALUE : $v[i] = v[i] + value$ |
| i | The location where the value is assigned |
| value | The scalar value to be assigned |
| v | The vector |

Output

| | |
|------|--|
| v | The vector with the scalar value assigned to the i -th row |
| ierr | The return code |

Note

For the multiprocessing environment, the i -th row of the global vector must be specified instead of the i -th row of the partial vector.

6.1.8 lis_vector_get_value

```
C      LIS_INT lis_vector_get_value(LIS_VECTOR v, LIS_INT i, LIS_SCALAR *value)  
Fortran subroutine lis_vector_get_value(LIS_VECTOR v, LIS_INTEGER i,  
LIS_SCALAR value, LIS_INTEGER ierr)
```

Description

Get the scalar value of the i -th row of vector v .

Input

| | |
|---|--|
| i | The location where the value is assigned |
| v | The source vector |

Output

| | |
|-------|------------------------------|
| value | The value of the i -th row |
| ierr | The return code |

Note

For the multiprocessing environment, the i -th row of the global vector must be specified.

6.1.9 lis_vector_set_values

```
C      LIS_INT lis_vector_set_values(LIS_INT flag, LIS_INT count,  
      LIS_INT index[], LIS_SCALAR value[], LIS_VECTOR v)  
Fortran subroutine lis_vector_set_values(LIS_INTEGER flag, LIS_INTEGER count,  
      LIS_INTEGER index(), LIS_SCALAR value(), LIS_VECTOR v, LIS_INTEGER ierr)
```

Description

Assign scalar $value[i]$ to the $index[i]$ -th row of vector v , where $i = 0, 1, \dots, count - 1$.

Input

| | |
|-------|--|
| flag | LIS_INS_VALUE : $v[index[i]] = value[i]$ LIS_ADD_VALUE : $v[index[i]] = v[index[i]] + value[i]$ |
| count | The number of elements in the array that stores the scalar values to be assigned |
| index | The array that stores the location where the scalar values are assigned |
| value | The array that stores the scalar values to be assigned |
| v | The vector |

Output

| | |
|------|--|
| v | The vector with scalar $value[i]$ assigned to the $index[i]$ -th row |
| ierr | The return code |

Note

For the multiprocessing environment, the $index[i]$ -th row of the global vector must be specified instead of the $index[i]$ -th row of the partial vector.

6.1.10 lis_vector_get_values

```
C      LIS_INT lis_vector_get_values(LIS_VECTOR v, LIS_INT start, LIS_INT count,
                                   LIS_SCALAR value[])
Fortran subroutine lis_vector_get_values(LIS_VECTOR v, LIS_INTEGER start,
                                   LIS_INTEGER count, LIS_SCALAR value(), LIS_INTEGER ierr)
```

Description

Get scalar $value[i]$ of the $start + i$ -th row of vector v , where $i = 0, 1, \dots, count - 1$.

Input

| | |
|--------------------|-----------------------------|
| <code>start</code> | The starting location |
| <code>count</code> | The number of values to get |
| <code>v</code> | The source vector |

Output

| | |
|--------------------|--------------------------------------|
| <code>value</code> | The array to store the scalar values |
| <code> ierr</code> | The return code |

Note

For the multiprocessing environment, the $start + i$ -th row of the global vector must be specified.

6.1.11 lis_vector_scatter

```
C      LIS_INT lis_vector_scatter(LIS_SCALAR value[], LIS_VECTOR v)
Fortran subroutine lis_vector_scatter(LIS_SCALAR value(), LIS_VECTOR v,
                                   LIS_INTEGER ierr)
```

Description

Assign scalar $value[i]$ to the i -th row of vector v , where $i = 0, 1, \dots, global_n - 1$.

Input

| | |
|--------------------|--|
| <code>value</code> | The array that stores the scalar values to be assigned |
|--------------------|--|

Output

| | |
|--------------------|-----------------|
| <code>v</code> | The vector |
| <code> ierr</code> | The return code |

Note

6.1.12 lis_vector_gather

```
C      LIS_INT lis_vector_gather(LIS_VECTOR v, LIS_SCALAR value[])
Fortran subroutine lis_vector_gather(LIS_VECTOR v, LIS_SCALAR value(),
      LIS_INTEGER ierr)
```

Description

Get scalar $value[i]$ of the i -th row of vector v , where $i = 0, 1, \dots, global_n - 1$.

Input

| | |
|----------------|-------------------|
| <code>v</code> | The source vector |
|----------------|-------------------|

Output

| | |
|--------------------|---|
| <code>value</code> | The array that stores the scalar values |
| <code>ierr</code> | The return code |

Note

6.2 Operating Matrix Elements

Assume that the size of matrix A is $global_n \times global_n$ and that the size of each partial matrix stored on $nprocs$ processing elements is $local_n \times global_n$. Here, $global_n$ and $local_n$ are called the number of rows of the global matrix and the number of rows of the partial matrix, respectively.

6.2.1 lis_matrix_create

```
C      LIS_INT lis_matrix_create(LIS_Comm comm, LIS_MATRIX *A)
Fortran subroutine lis_matrix_create(LIS_Comm comm, LIS_MATRIX A, LIS_INTEGER ierr)
```

Description

Create matrix A .

Input

| | |
|----------|----------------------|
| LIS_Comm | The MPI communicator |
|----------|----------------------|

Output

| | |
|------|-----------------|
| A | The matrix |
| ierr | The return code |

Note

For the serial and multithreaded environments, the value of `comm` is ignored.

6.2.2 lis_matrix_destroy

```
C      LIS_INT lis_matrix_destroy(LIS_MATRIX A)
Fortran subroutine lis_matrix_destroy(LIS_MATRIX A, LIS_INTEGER ierr)
```

Description

Destroy matrix A .

Input

| | |
|---|----------------------------|
| A | The matrix to be destroyed |
|---|----------------------------|

Output

| | |
|------|-----------------|
| ierr | The return code |
|------|-----------------|

Note

The function `lis_matrix_destroy` frees the memory for the set of arrays associated with matrix A .

6.2.3 lis_matrix_duplicate

```
C      LIS_INT lis_matrix_duplicate(LIS_MATRIX Ain, LIS_MATRIX *Aout)
Fortran subroutine lis_matrix_duplicate(LIS_MATRIX Ain, LIS_MATRIX Aout,
      LIS_INTEGER ierr)
```

Description

Create matrix A_{out} which has the same information as A_{in} .

Input

Ain The source matrix

Output

Aout The destination matrix

ierr The return code

Note

The function `lis_matrix_duplicate` does not copy the values of the elements of the matrix, but allocates only the memory. To copy the values of the elements as well, the function `lis_matrix_copy` must be called after this function.

6.2.4 lis_matrix_malloc

```
C      LIS_INT lis_matrix_malloc(LIS_MATRIX A, LIS_INT nnz_row, LIS_INT nnz[])
Fortran subroutine lis_matrix_malloc(LIS_MATRIX A, LIS_INTEGER nnz_row,
      LIS_INTEGER nnz[], LIS_INTEGER ierr)
```

Description

Allocate the memory for matrix A .

Input

A The matrix

nnz_row The average number of nonzero elements

nnz The array of numbers of nonzero elements in each row

Output

ierr The return code

Note

Either `nnz_row` or `nnz` must be provided.

6.2.5 lis_matrix_set_value

```
C      LIS_INT lis_matrix_set_value(LIS_INT flag, LIS_INT i, LIS_INT j,
                                   LIS_SCALAR value, LIS_MATRIX A)
Fortran subroutine lis_matrix_set_value(LIS_INTEGER flag, LIS_INTEGER i,
                                       LIS_INTEGER j, LIS_SCALAR value, LIS_MATRIX A, LIS_INTEGER ierr)
```

Description

Assign the scalar value to the (i, j) -th element of matrix A .

Input

| | |
|-------|--|
| flag | LIS_INS.VALUE : $A[i, j] = value$ LIS_ADD.VALUE : $A[i, j] = A[i, j] + value$ |
| i | The row number of the matrix |
| j | The column number of the matrix |
| value | The value to be assigned |
| A | The matrix |

Output

| | |
|------|-----------------|
| A | The matrix |
| ierr | The return code |

Note

For the multiprocessing environment, the i -th row and the j -th column of the global matrix must be specified.

The function `lis_matrix_set_value` stores the assigned value in a temporary internal format. Therefore, after `lis_matrix_set_value` is called, the function `lis_matrix_assemble` must be called.

For large matrices, the introduction of the function `lis_matrix_set_type` should be considered. See `lis-($VERSION)/test/test2.c` and `lis-($VERSION)/test/test2f.F90` for details.

6.2.6 lis_matrix_assemble

```
C      LIS_INT lis_matrix_assemble(LIS_MATRIX A)
Fortran subroutine lis_matrix_assemble(LIS_MATRIX A, LIS_INTEGER ierr)
```

Description

Assemble matrix A into the specified storage format.

Input

| | |
|---|------------|
| A | The matrix |
|---|------------|

Output

| | |
|------|--|
| A | The matrix assembled into the specified storage format |
| ierr | The return code |

6.2.7 lis_matrix_set_size

```
C      LIS_INT lis_matrix_set_size(LIS_MATRIX A, LIS_INT local_n,  
                                LIS_INT global_n)  
Fortran subroutine lis_matrix_set_size(LIS_MATRIX A, LIS_INTEGER local_n,  
                                LIS_INTEGER global_n, LIS_INTEGER ierr)
```

Description

Assign the size of matrix A .

Input

| | |
|-------------|--|
| A | The matrix |
| $local_n$ | The number of rows of the partial matrix |
| $global_n$ | The number of rows of the global matrix |

Output

| | |
|--------|-----------------|
| $ierr$ | The return code |
|--------|-----------------|

Note

Either $local_n$ or $global_n$ must be provided.

For the serial and multithreaded environments, $local_n$ is equal to $global_n$. Therefore, both `lis_matrix_set_size(A,n,0)` and `lis_matrix_set_size(A,0,n)` create a matrix of size $n \times n$.

For the multiprocessing environment, `lis_matrix_set_size(A,n,0)` creates a partial matrix of size $n \times N$ on each processing element, where N is the total sum of n . On the other hand, `lis_matrix_set_size(A,0,n)` creates a partial matrix of size $m_p \times n$ on processing element p . The values of m_p are determined by the library.

6.2.8 lis_matrix_get_size

```
C      LIS_INT lis_matrix_get_size(LIS_MATRIX A, LIS_INT *local_n,  
                                LIS_INT *global_n)  
Fortran subroutine lis_matrix_get_size(LIS_MATRIX A, LIS_INTEGER local_n,  
                                LIS_INTEGER global_n, LIS_INTEGER ierr)
```

Description

Get the size of matrix A .

Input

| | |
|-----|------------|
| A | The matrix |
|-----|------------|

Output

| | |
|-------------|--|
| $local_n$ | The number of rows of the partial matrix |
| $global_n$ | The number of rows of the global matrix |
| $ierr$ | The return code |

Note

For the serial and multithreaded environments, $local_n$ is equal to $global_n$.

6.2.9 lis_matrix_get_range

```
C      LIS_INT lis_matrix_get_range(LIS_MATRIX A, LIS_INT *is, LIS_INT *ie)
Fortran subroutine lis_matrix_get_range(LIS_MATRIX A, LIS_INTEGER is,
      LIS_INTEGER ie, LIS_INTEGER ierr)
```

Description

Get the location of partial matrix A in the global matrix.

Input

| | |
|----------|--------------------|
| A | The partial matrix |
|----------|--------------------|

Output

| | |
|-------------|---|
| is | The location where partial matrix A starts in the global matrix |
| ie | The location where partial matrix A ends in the global matrix |
| ierr | The return code |

Note

For the serial and multithreaded environments, a matrix of $n \times n$ results in $is = 0$ and $ie = n$ in the C version, and $is = 1$ and $ie = n + 1$ in the Fortran version.

6.2.10 lis_matrix_get_nnz

```
C      LIS_INT lis_matrix_get_nnz(LIS_MATRIX A, LIS_INT *nnz)
Fortran subroutine lis_matrix_get_nnz(LIS_MATRIX A, LIS_INTEGER nnz,
      LIS_INTEGER ierr)
```

Description

Get the number of nonzero elements of matrix A .

Input

| | |
|----------|------------|
| A | The matrix |
|----------|------------|

Output

| | |
|-------------|--------------------------------|
| nnz | The number of nonzero elements |
| ierr | The return code |

Note

For the multiprocessing environment, this function gets the number of nonzero elements of partial matrix A .

6.2.11 lis_matrix_set_type

```
C      LIS_INT lis_matrix_set_type(LIS_MATRIX A, LIS_INT matrix_type)
Fortran subroutine lis_matrix_set_type(LIS_MATRIX A, LIS_INTEGER matrix_type,
      LIS_INTEGER ierr)
```

Description

Assign the storage format.

Input

| | |
|-------------|--------------------|
| A | The matrix |
| matrix_type | The storage format |

Output

| | |
|------|-----------------|
| ierr | The return code |
|------|-----------------|

Note

matrix_type of *A* is LIS_MATRIX_CSR when the matrix is created. The table below shows the available storage formats for matrix_type.

| Storage format | | matrix_type |
|-------------------------------------|-------|---------------------|
| Compressed Sparse Row | (CSR) | {LIS_MATRIX_CSR 1} |
| Compressed Sparse Column | (CSC) | {LIS_MATRIX_CSC 2} |
| Modified Compressed Sparse Row | (MSR) | {LIS_MATRIX_MSR 3} |
| Diagonal | (DIA) | {LIS_MATRIX_DIA 4} |
| Ellpack-Itpack Generalized Diagonal | (ELL) | {LIS_MATRIX_ELL 5} |
| Jagged Diagonal | (JAD) | {LIS_MATRIX_JAD 6} |
| Block Sparse Row | (BSR) | {LIS_MATRIX_BSR 7} |
| Block Sparse Column | (BSC) | {LIS_MATRIX_BSC 8} |
| Variable Block Row | (VBR) | {LIS_MATRIX_VBR 9} |
| Coordinate | (COO) | {LIS_MATRIX_COO 10} |
| Dense | (DNS) | {LIS_MATRIX_DNS 11} |

6.2.12 lis_matrix_get_type

```
C      LIS_INT lis_matrix_get_type(LIS_MATRIX A, LIS_INT *matrix_type)
Fortran subroutine lis_matrix_get_type(LIS_MATRIX A, LIS_INTEGER matrix_type,
      LIS_INTEGER ierr)
```

Description

Get the storage format.

Input

| | |
|---|------------|
| A | The matrix |
|---|------------|

Output

| | |
|-------------|--------------------|
| matrix_type | The storage format |
| ierr | The return code |

6.2.13 lis_matrix_set_csr

```
C      LIS_INT lis_matrix_set_csr(LIS_INT nnz, LIS_INT ptr[], LIS_INT index[],
                                LIS_SCALAR value[], LIS_MATRIX A)
Fortran subroutine lis_matrix_set_csr(LIS_INTEGER nnz, LIS_INTEGER ptr(),
                                LIS_INTEGER index(), LIS_SCALAR value(), LIS_MATRIX A, LIS_INTEGER ierr)
```

Description

Associate the arrays in the CSR format with matrix A .

Input

| | |
|--------------------------------|--------------------------------|
| <code>nnz</code> | The number of nonzero elements |
| <code>ptr, index, value</code> | The arrays in the CSR format |
| <code>A</code> | The matrix |

Output

| | |
|----------------|---------------------------------------|
| <code>A</code> | The matrix associated with the arrays |
|----------------|---------------------------------------|

Note

After `lis_matrix_set_csr` is called, the function `lis_matrix_assemble` must be called. Array indexing must be zero-origin in the Fortran version.

6.2.14 lis_matrix_set_csc

```
C      LIS_INT lis_matrix_set_csc(LIS_INT nnz, LIS_INT ptr[], LIS_INT index[],
                                LIS_SCALAR value[], LIS_MATRIX A)
Fortran subroutine lis_matrix_set_csc(LIS_INTEGER nnz, LIS_INTEGER ptr(),
                                LIS_INTEGER index(), LIS_SCALAR value(), LIS_MATRIX A, LIS_INTEGER ierr)
```

Description

Associate the arrays in the CSC format with matrix A .

Input

| | |
|--------------------------------|--------------------------------|
| <code>nnz</code> | The number of nonzero elements |
| <code>ptr, index, value</code> | The arrays in the CSC format |
| <code>A</code> | The matrix |

Output

| | |
|----------------|---------------------------------------|
| <code>A</code> | The matrix associated with the arrays |
|----------------|---------------------------------------|

Note

After `lis_matrix_set_csc` is called, the function `lis_matrix_assemble` must be called. Array indexing must be zero-origin in the Fortran version.

6.2.15 lis_matrix_set_msr

```
C      LIS_INT lis_matrix_set_msr(LIS_INT nnz, LIS_INT ndz, LIS_INT index[],
                                LIS_SCALAR value[], LIS_MATRIX A)
Fortran subroutine lis_matrix_set_msr(LIS_INTEGER nnz, LIS_INTEGER ndz,
                                LIS_INTEGER index(), LIS_SCALAR value(), LIS_MATRIX A, LIS_INTEGER ierr)
```

Description

Associate the arrays in the MSR format with matrix A .

Input

| | |
|---------------------------|--|
| <code>nnz</code> | The number of nonzero elements |
| <code>ndz</code> | The number of nonzero elements in the diagonal |
| <code>index, value</code> | The arrays in the MSR format |
| <code>A</code> | The matrix |

Output

| | |
|----------------|---------------------------------------|
| <code>A</code> | The matrix associated with the arrays |
|----------------|---------------------------------------|

Note

After `lis_matrix_set_msr` is called, the function `lis_matrix_assemble` must be called. Array indexing must be zero-origin in the Fortran version.

6.2.16 lis_matrix_set_dia

```
C      LIS_INT lis_matrix_set_dia(LIS_INT nnd, LIS_INT index[],
                                LIS_SCALAR value[], LIS_MATRIX A)
Fortran subroutine lis_matrix_set_dia(LIS_INTEGER nnd, LIS_INTEGER index(),
                                LIS_SCALAR value(), LIS_MATRIX A, LIS_INTEGER ierr)
```

Description

Associate the arrays in the DIA format with matrix A .

Input

| | |
|---------------------------|---|
| <code>nnd</code> | The number of nonzero diagonal elements |
| <code>index, value</code> | The arrays in the DIA format |
| <code>A</code> | The matrix |

Output

| | |
|----------------|---------------------------------------|
| <code>A</code> | The matrix associated with the arrays |
|----------------|---------------------------------------|

Note

After `lis_matrix_set_dia` is called, the function `lis_matrix_assemble` must be called. Array indexing must be zero-origin in the Fortran version.

6.2.17 lis_matrix_set_ell

```
C      LIS_INT lis_matrix_set_ell(LIS_INT maxnzs, LIS_INT index[],
                                LIS_SCALAR value[], LIS_MATRIX A)
Fortran subroutine lis_matrix_set_ell(LIS_INTEGER maxnzs,
                                     LIS_INTEGER index(), LIS_SCALAR value(), LIS_MATRIX A,
                                     LIS_INTEGER ierr)
```

Description

Associate the arrays in the ELL format with matrix A .

Input

| | |
|---------------------------|--|
| <code>maxnzs</code> | The maximum number of nonzero elements in each row |
| <code>index, value</code> | The arrays in the ELL format |
| <code>A</code> | The matrix |

Output

| | |
|----------------|---------------------------------------|
| <code>A</code> | The matrix associated with the arrays |
|----------------|---------------------------------------|

Note

After `lis_matrix_set_ell` is called, the function `lis_matrix_assemble` must be called. Array indexing must be zero-origin in the Fortran version.

6.2.18 lis_matrix_set_jad

```
C      LIS_INT lis_matrix_set_jad(LIS_INT nnz, LIS_INT maxnzs, LIS_INT perm[],
                                LIS_INT ptr[], LIS_INT index[], LIS_SCALAR value[], LIS_MATRIX A)
Fortran subroutine lis_matrix_set_jad(LIS_INTEGER nnz, LIS_INTEGER maxnzs,
                                     LIS_INTEGER perm(), LIS_INTEGER ptr(), LIS_INTEGER index(),
                                     LIS_SCALAR value(), LIS_MATRIX A, LIS_INTEGER ierr)
```

Description

Associate the arrays in the JAD format with matrix A .

Input

| | |
|--------------------------------------|--|
| <code>nnz</code> | The number of nonzero elements |
| <code>maxnzs</code> | The maximum number of nonzero elements in each row |
| <code>perm, ptr, index, value</code> | The arrays in the JAD format |
| <code>A</code> | The matrix |

Output

| | |
|----------------|---------------------------------------|
| <code>A</code> | The matrix associated with the arrays |
|----------------|---------------------------------------|

Note

After `lis_matrix_set_jad` is called, the function `lis_matrix_assemble` must be called. Array indexing must be zero-origin in the Fortran version.

6.2.19 lis_matrix_set_bsr

```
C      LIS_INT lis_matrix_set_bsr(LIS_INT bnr, LIS_INT bnc, LIS_INT bnnz,  
                                LIS_INT bptr[], LIS_INT bindex[], LIS_SCALAR value[], LIS_MATRIX A)  
Fortran subroutine lis_matrix_set_bsr(LIS_INTEGER bnr, LIS_INTEGER bnc,  
                                LIS_INTEGER bnnz, LIS_INTEGER bptr(), LIS_INTEGER bindex(),  
                                LIS_SCALAR value(), LIS_MATRIX A, LIS_INTEGER ierr)
```

Description

Associate the arrays in the BSR format with matrix A .

Input

| | |
|--|------------------------------|
| <code>bnr</code> | The row block size |
| <code>bnc</code> | The column block size |
| <code>bnnz</code> | The number of nonzero blocks |
| <code>bptr</code> , <code>bindex</code> , <code>value</code> | The arrays in the BSR format |
| <code>A</code> | The matrix |

Output

| | |
|----------------|---------------------------------------|
| <code>A</code> | The matrix associated with the arrays |
|----------------|---------------------------------------|

Note

After `lis_matrix_set_bsr` is called, the function `lis_matrix_assemble` must be called. Array indexing must be zero-origin in the Fortran version.

6.2.20 lis_matrix_set_bsc

```
C      LIS_INT lis_matrix_set_bsc(LIS_INT bnr, LIS_INT bnc, LIS_INT bnnz,  
                                LIS_INT bptr[], LIS_INT bindex[], LIS_SCALAR value[], LIS_MATRIX A)  
Fortran subroutine lis_matrix_set_bsc(LIS_INTEGER bnr, LIS_INTEGER bnc,  
                                LIS_INTEGER bnnz, LIS_INTEGER bptr(), LIS_INTEGER bindex(),  
                                LIS_SCALAR value(), LIS_MATRIX A, LIS_INTEGER ierr)
```

Description

Associate the arrays in the BSC format with matrix A .

Input

| | |
|--|------------------------------|
| <code>bnr</code> | The row block size |
| <code>bnc</code> | The column block size |
| <code>bnnz</code> | The number of nonzero blocks |
| <code>bptr</code> , <code>bindex</code> , <code>value</code> | The arrays in the BSC format |
| <code>A</code> | The matrix |

Output

| | |
|----------------|---------------------------------------|
| <code>A</code> | The matrix associated with the arrays |
|----------------|---------------------------------------|

Note

After `lis_matrix_set_bsc` is called, the function `lis_matrix_assemble` must be called. Array indexing must be zero-origin in the Fortran version.

6.2.21 lis_matrix_set_vbr

```
C      LIS_INT lis_matrix_set_vbr(LIS_INT nnz, LIS_INT nr, LIS_INT nc,
      LIS_INT bnnz, LIS_INT row[], LIS_INT col[], LIS_INT ptr[],
      LIS_INT bptr[], LIS_INT bindex[], LIS_SCALAR value[],
      LIS_MATRIX A)
Fortran subroutine lis_matrix_set_vbr(LIS_INTEGER nnz, LIS_INTEGER nr,
      LIS_INTEGER nc, LIS_INTEGER bnnz, LIS_INTEGER row(),
      LIS_INTEGER col(), LIS_INTEGER ptr(), LIS_INTEGER bptr(),
      LIS_INTEGER bindex(), LIS_SCALAR value(), LIS_MATRIX A,
      LIS_INTEGER ierr)
```

Description

Associate the arrays in the VBR format with matrix A .

Input

| | |
|---|--------------------------------|
| <code>nnz</code> | The number of nonzero elements |
| <code>nr</code> | The number of row blocks |
| <code>nc</code> | The number of column blocks |
| <code>bnnz</code> | The number of nonzero blocks |
| <code>row, col, ptr, bptr, bindex, value</code> | The arrays in the VBR format |
| <code>A</code> | The matrix |

Output

| | |
|----------------|---------------------------------------|
| <code>A</code> | The matrix associated with the arrays |
|----------------|---------------------------------------|

Note

After `lis_matrix_set_vbr` is called, the function `lis_matrix_assemble` must be called. Array indexing must be zero-origin in the Fortran version.

6.2.22 lis_matrix_set_coo

```
C      LIS_INT lis_matrix_set_coo(LIS_INT nnz, LIS_INT row[], LIS_INT col[],
      LIS_SCALAR value[], LIS_MATRIX A)
Fortran subroutine lis_matrix_set_coo(LIS_INTEGER nnz, LIS_INTEGER row(),
      LIS_INTEGER col(), LIS_SCALAR value(), LIS_MATRIX A, LIS_INTEGER ierr)
```

Description

Associate the arrays in the COO format with matrix A .

Input

| | |
|------------------------------|--------------------------------|
| <code>nnz</code> | The number of nonzero elements |
| <code>row, col, value</code> | The arrays in the COO format |
| <code>A</code> | The matrix |

Output

| | |
|----------------|---------------------------------------|
| <code>A</code> | The matrix associated with the arrays |
|----------------|---------------------------------------|

Note

After `lis_matrix_set_coo` is called, the function `lis_matrix_assemble` must be called. Array indexing must be zero-origin in the Fortran version.

6.2.23 lis_matrix_set_dns

```
C      LIS_INT lis_matrix_set_dns(LIS_SCALAR value[], LIS_MATRIX A)
Fortran subroutine lis_matrix_set_dns(LIS_SCALAR value(), LIS_MATRIX A,
      LIS_INTEGER ierr)
```

Description

Associate the array in the DNS format with matrix A .

Input

| | |
|-------|-----------------------------|
| value | The array in the DNS format |
| A | The matrix |

Output

| | |
|---|--------------------------------------|
| A | The matrix associated with the array |
|---|--------------------------------------|

Note

After `lis_matrix_set_dns` is called, the function `lis_matrix_assemble` must be called. Array indexing must be zero-origin in the Fortran version.

6.2.24 lis_matrix_unset

```
C      LIS_INT lis_matrix_unset(LIS_MATRIX A)
Fortran subroutine lis_matrix_unset(LIS_MATRIX A, LIS_INTEGER ierr)
```

Description

Unassociate the arrays from matrix A .

Input

| | |
|---|---------------------------------------|
| A | The matrix associated with the arrays |
|---|---------------------------------------|

Output

| | |
|---|-------------------------|
| A | The unassociated matrix |
|---|-------------------------|

Note

After `lis_matrix_unset` is called, the function `lis_matrix_destroy` must be called.

6.3 Computing with Vectors and Matrices

6.3.1 lis_vector_swap

```
C      LIS_INT lis_vector_swap(LIS_VECTOR x, LIS_VECTOR y)
Fortran subroutine lis_vector_swap(LIS_VECTOR x, LIS_VECTOR y, LIS_INTEGER ierr)
```

Description

Swap the values of the vector elements.

Input

| | |
|------|--------------------|
| x, y | The source vectors |
|------|--------------------|

Output

| | |
|------|-------------------------|
| x, y | The destination vectors |
| ierr | The return code |

6.3.2 lis_vector_copy

```
C      LIS_INT lis_vector_copy(LIS_VECTOR x, LIS_VECTOR y)
Fortran subroutine lis_vector_copy(LIS_VECTOR x, LIS_VECTOR y, LIS_INTEGER ierr)
```

Description

Copy the values of the vector elements.

Input

| | |
|---|-------------------|
| x | The source vector |
|---|-------------------|

Output

| | |
|------|------------------------|
| y | The destination vector |
| ierr | The return code |

6.3.3 lis_vector_axpy

```
C      LIS_INT lis_vector_axpy(LIS_SCALAR alpha, LIS_VECTOR x, LIS_VECTOR y)
Fortran subroutine lis_vector_axpy(LIS_SCALAR alpha, LIS_VECTOR x, LIS_VECTOR y,
                                   LIS_INTEGER ierr)
```

Description

Calculate the sum of the vectors $y = \alpha x + y$.

Input

| | |
|-------|------------------|
| alpha | The scalar value |
| x, y | The vectors |

Output

| | |
|------|--|
| y | $\alpha x + y$ (vector y is overwritten) |
| ierr | The return code |

6.3.4 lis_vector_xpay

```
C      LIS_INT lis_vector_xpay(LIS_VECTOR x, LIS_SCALAR alpha, LIS_VECTOR y)
Fortran subroutine lis_vector_xpay(LIS_VECTOR x, LIS_SCALAR alpha, LIS_VECTOR y,
                                   LIS_INTEGER ierr)
```

Description

Calculate the sum of the vectors $y = x + \alpha y$.

Input

| | |
|-------|------------------|
| alpha | The scalar value |
| x, y | The vectors |

Output

| | |
|------|--|
| y | $x + \alpha y$ (vector y is overwritten) |
| ierr | The return code |

6.3.5 lis_vector_axpyz

```
C      LIS_INT lis_vector_axpyz(LIS_SCALAR alpha, LIS_VECTOR x, LIS_VECTOR y,  
                               LIS_VECTOR z)  
Fortran subroutine lis_vector_axpyz(LIS_SCALAR alpha, LIS_VECTOR x, LIS_VECTOR y,  
                                   LIS_VECTOR z, LIS_INTEGER ierr)
```

Description

Calculate the sum of the vectors $z = \alpha x + y$.

Input

| | |
|-------|------------------|
| alpha | The scalar value |
| x, y | The vectors |

Output

| | |
|------|-----------------|
| z | $\alpha x + y$ |
| ierr | The return code |

6.3.6 lis_vector_scale

```
C      LIS_INT lis_vector_scale(LIS_SCALAR alpha, LIS_VECTOR x)  
Fortran subroutine lis_vector_scale(LIS_SCALAR alpha, LIS_VECTOR x,  
                                   LIS_INTEGER ierr)
```

Description

Multiply vector x by scalar α .

Input

| | |
|-------|------------------|
| alpha | The scalar value |
| x | The vector |

Output

| | |
|------|--|
| x | αx (vector x is overwritten) |
| ierr | The return code |

```
C      LIS_INT lis_vector_pmul(LIS_VECTOR x, LIS_VECTOR y, LIS_VECTOR z)
Fortran subroutine lis_vector_pmul(LIS_VECTOR x, LIS_VECTOR y, LIS_VECTOR z,
                                  LIS_INTEGER ierr)
```

Multiply each element of vector x by the corresponding element of y .

| | |
|--------------------------|-------------|
| \mathbf{x}, \mathbf{y} | The vectors |
|--------------------------|-------------|

| | |
|-------------|---|
| z | The vector that stores the multiplied elements of x |
| ierr | The return code |

```
C      LIS_INT lis_vector_pdiv(LIS_VECTOR x, LIS_VECTOR y, LIS_VECTOR z)
Fortran subroutine lis_vector_pdiv(LIS_VECTOR x, LIS_VECTOR y, LIS_VECTOR z,
                                   LIS_INTEGER ierr)
```

Divide each element of vector x by the corresponding element of y .

| | |
|------|-------------|
| x, y | The vectors |
|------|-------------|

| | |
|-------------|--|
| z | The vector that stores the divided elements of x |
| ierr | The return code |

6.3.9 lis_vector_set_all

```
C      LIS_INT lis_vector_set_all(LIS_SCALAR value, LIS_VECTOR x)
Fortran subroutine lis_vector_set_all(LIS_SCALAR value, LIS_VECTOR x,
      LIS_INTEGER ierr)
```

Description

Assign the scalar value to the elements of vector x .

Input

| | |
|-------|---------------------------------|
| value | The scalar value to be assigned |
| x | The vector |

Output

| | |
|------|--|
| x | The vector with the value assigned to the elements |
| ierr | The return code |

6.3.10 lis_vector_abs

```
C      LIS_INT lis_vector_abs(LIS_VECTOR x)
Fortran subroutine lis_vector_abs(LIS_VECTOR x, LIS_INTEGER ierr)
```

Description

Get the absolute values of the elements of vector x .

Input

| | |
|---|------------|
| x | The vector |
|---|------------|

Output

| | |
|------|--|
| x | The vector that stores the absolute values |
| ierr | The return code |

6.3.11 lis_vector_reciprocal

```
C      LIS_INT lis_vector_reciprocal(LIS_VECTOR x)
Fortran subroutine lis_vector_reciprocal(LIS_VECTOR x, LIS_INTEGER ierr)
```

Description

Get the reciprocal values of the elements of vector x .

Input

| | |
|----------------|------------|
| <code>x</code> | The vector |
|----------------|------------|

Output

| | |
|-------------------|--|
| <code>x</code> | The vector that stores the reciprocal values |
| <code>ierr</code> | The return code |

6.3.12 lis_vector_conjugate

```
C      LIS_INT lis_vector_conjugate(LIS_VECTOR x)
Fortran subroutine lis_vector_conjugate(LIS_VECTOR x, LIS_INTEGER ierr)
```

Description

Get the conjugate complex values of the elements of vector x .

Input

| | |
|----------------|------------|
| <code>x</code> | The vector |
|----------------|------------|

Output

| | |
|-------------------|---|
| <code>x</code> | The vector that stores the conjugate complex values |
| <code>ierr</code> | The return code |

6.3.13 lis_vector_shift

```
C      LIS_INT lis_vector_shift(LIS_SCALAR alpha, LIS_VECTOR x)
Fortran subroutine lis_vector_shift(LIS_SCALAR alpha, LIS_VECTOR x,
                                   LIS_INTEGER ierr)
```

Description

Get the shifted values of the elements of vector x .

Input

| | |
|-------|-------------------------|
| alpha | The amount of the shift |
| x | The vector |

Output

| | |
|------|---|
| x | The vector that stores the shifted values |
| ierr | The return code |

6.3.14 lis_vector_dot

```
C      LIS_INT lis_vector_dot(LIS_VECTOR x, LIS_VECTOR y, LIS_SCALAR *value)
Fortran subroutine lis_vector_dot(LIS_VECTOR x, LIS_VECTOR y, LIS_SCALAR value,
                                LIS_INTEGER ierr)
```

Description

Calculate the Hermitian inner product $y^H x$.

Input

| | |
|------|-------------|
| x, y | The vectors |
|------|-------------|

Output

| | |
|-------|-------------------|
| value | The inner product |
| ierr | The return code |

6.3.15 lis_vector_nhdot

```
C      LIS_INT lis_vector_nhdot(LIS_VECTOR x, LIS_VECTOR y, LIS_SCALAR *value)
Fortran subroutine lis_vector_nhdot(LIS_VECTOR x, LIS_VECTOR y, LIS_SCALAR value,
                                LIS_INTEGER ierr)
```

Description

Calculate the non-Hermitian inner product $y^T x$.

Input

| | |
|------|-------------|
| x, y | The vectors |
|------|-------------|

Output

| | |
|-------|-------------------|
| value | The inner product |
| ierr | The return code |

6.3.16 lis_vector_nrm1

```
C      LIS_INT lis_vector_nrm1(LIS_VECTOR x, LIS_SCALAR *value)
Fortran subroutine lis_vector_nrm1(LIS_VECTOR x, LIS_SCALAR value, LIS_INTEGER ierr)
```

Description

Calculate the 1-norm of vector x .

Input

| | |
|----------------|------------|
| <code>x</code> | The vector |
|----------------|------------|

Output

| | |
|--------------------|--------------------------|
| <code>value</code> | The 1-norm of the vector |
|--------------------|--------------------------|

| | |
|-------------------|-----------------|
| <code>ierr</code> | The return code |
|-------------------|-----------------|

6.3.17 lis_vector_nrm2

```
C      LIS_INT lis_vector_nrm2(LIS_VECTOR x, LIS_REAL *value)
Fortran subroutine lis_vector_nrm2(LIS_VECTOR x, LIS_REAL value, LIS_INTEGER ierr)
```

Description

Calculate the 2-norm of vector x .

Input

| | |
|----------------|------------|
| <code>x</code> | The vector |
|----------------|------------|

Output

| | |
|--------------------|--------------------------|
| <code>value</code> | The 2-norm of the vector |
|--------------------|--------------------------|

| | |
|-------------------|-----------------|
| <code>ierr</code> | The return code |
|-------------------|-----------------|

6.3.18 lis_vector_nrmi

```
C      LIS_INT lis_vector_nrmi(LIS_VECTOR x, LIS_SCALAR *value)
Fortran subroutine lis_vector_nrmi(LIS_VECTOR x, LIS_SCALAR value, LIS_INTEGER ierr)
```

Description

Calculate the infinity norm of vector x .

Input

| | |
|----------------|------------|
| <code>x</code> | The vector |
|----------------|------------|

Output

| | |
|--------------------|---------------------------------|
| <code>value</code> | The infinity norm of the vector |
|--------------------|---------------------------------|

| | |
|-------------------|-----------------|
| <code>ierr</code> | The return code |
|-------------------|-----------------|

6.3.19 lis_vector_sum

```
C      LIS_INT lis_vector_sum(LIS_VECTOR x, LIS_SCALAR *value)
Fortran subroutine lis_vector_sum(LIS_VECTOR x, LIS_SCALAR value, LIS_INTEGER ierr)
```

Description

Calculate the sum of the elements of vector x .

Input

| | |
|----------------|------------|
| <code>x</code> | The vector |
|----------------|------------|

Output

| | |
|--------------------|--------------------------------|
| <code>value</code> | The sum of the vector elements |
|--------------------|--------------------------------|

| | |
|-------------------|-----------------|
| <code>ierr</code> | The return code |
|-------------------|-----------------|

6.3.20 lis_matrix_set_blocksize

```
C      LIS_INT lis_matrix_set_blocksize(LIS_MATRIX A, LIS_INT bnr, LIS_INT bnc,  
      LIS_INT row[], LIS_INT col[])  
Fortran subroutine lis_matrix_set_blocksize(LIS_MATRIX A, LIS_INTEGER bnr,  
      LIS_INTEGER bnc, LIS_INTEGER row[], LIS_INTEGER col[], LIS_INTEGER ierr)
```

Description

Assign the block size of the BSR, BSC, and VBR formats.

Input

| | |
|-----|--|
| A | The matrix |
| bnr | The row block size of the BSR (BSC) format or the number of row blocks of the VBR format |
| bnc | The column block size of the BSR (BSC) format or the number of column blocks of the VBR format |
| row | The array of the row division information about the VBR format |
| col | The array of the column division information about the VBR format |

Output

| | |
|------|-----------------|
| ierr | The return code |
|------|-----------------|

6.3.21 lis_matrix_convert

```
C      LIS_INT lis_matrix_convert(LIS_MATRIX Ain, LIS_MATRIX Aout)
Fortran subroutine lis_matrix_convert(LIS_MATRIX Ain, LIS_MATRIX Aout,
      LIS_INTEGER ierr)
```

Description

Convert matrix A_{in} into A_{out} of the format specified by `lis_matrix_set_type`.

Input

`Ain` The source matrix

Output

`Aout` The destination matrix

`ierr` The return code

Note

The storage format of A_{out} is set by `lis_matrix_set_type`. The block size of the BSR, BSC, and VBR formats is set by `lis_matrix_set_blocksize`.

The conversions indicated by 1 in the table below are performed directly, and the others are performed via the indicated formats. The conversions with no indication are performed via the CSR format.

| Src \ Dst | CSR | CSC | MSR | DIA | ELL | JAD | BSR | BSC | VBR | COO | DNS |
|-----------|-----|-----|-----|-----|-----|-----|-----|-----|-----|-----|-----|
| CSR | | 1 | 1 | 1 | 1 | 1 | 1 | CSC | 1 | 1 | 1 |
| COO | 1 | 1 | 1 | CSR | CSR | CSR | CSR | CSC | CSR | | CSR |

```
C      LIS_INT lis_matrix_copy(LIS_MATRIX Ain, LIS_MATRIX Aout)
Fortran subroutine lis_matrix_copy(LIS_MATRIX Ain, LIS_MATRIX Aout,
      LIS_INTEGER ierr)
```

Copy the values of the matrix elements.

Ain The source matrix

Aout The destination matrix

| | |
|------|-----------------|
| ierr | The return code |
|------|-----------------|

```
C      LIS_INT lis_matrix_axpy(LIS_SCALAR alpha, LIS_MATRIX A, LIS_MATRIX B)
Fortran subroutine lis_matrix_axpy(LIS_SCALAR alpha, LIS_MATRIX A, LIS_MATRIX B,
                                   LIS_INTEGER ierr)
```

Calculate the sum of the matrices $B = \alpha A + B$.

| | |
|-------|------------------|
| alpha | The scalar value |
|-------|------------------|

A, B The matrices

| | |
|---|--|
| B | $\alpha A + B$ (matrix B is overwritten) |
|---|--|

| | |
|------|-----------------|
| ierr | The return code |
|------|-----------------|

102

6.3.24 lis_matrix_xpay

```
C      LIS_INT lis_matrix_xpay(LIS_SCALAR alpha, LIS_MATRIX A, LIS_MATRIX B)
Fortran subroutine lis_matrix_xpay(LIS_SCALAR alpha, LIS_MATRIX A, LIS_MATRIX B,
      LIS_INTEGER ierr)
```

Description

Calculate the sum of the matrices $B = A + \alpha B$.

Input

| | |
|-------|------------------|
| alpha | The scalar value |
| A, B | The matrices |

Output

| | |
|------|--|
| B | $A + \alpha B$ (matrix B is overwritten) |
| ierr | The return code |

Note

Matrices A , B must be in the DNS format.

6.3.25 lis_matrix_axpyz

```
C      LIS_INT lis_matrix_axpyz(LIS_SCALAR alpha, LIS_MATRIX A, LIS_MATRIX B,
      LIS_MATRIX C)
Fortran subroutine lis_matrix_axpyz(LIS_SCALAR alpha, LIS_MATRIX A, LIS_MATRIX B,
      LIS_MATRIX C, LIS_INTEGER ierr)
```

Description

Calculate the sum of the matrices $C = \alpha A + B$.

Input

| | |
|-------|------------------|
| alpha | The scalar value |
| A, B | The matrices |

Output

| | |
|------|-----------------|
| C | $\alpha A + B$ |
| ierr | The return code |

Note

Matrices A , B , and C must be in the DNS format.

6.3.26 lis_matrix_scale

```
C      LIS_INT lis_matrix_scale(LIS_MATRIX A, LIS_VECTOR b, LIS_VECTOR d,  
                               LIS_INT action)  
Fortran subroutine lis_matrix_scale(LIS_MATRIX A, LIS_VECTOR b,  
                                   LIS_VECTOR d, LIS_INTEGER action, LIS_INTEGER ierr)
```

Description

Scale matrix A and vector b .

Input

| | |
|--------|--|
| A | The matrix |
| b | The vector |
| action | LIS_SCALE_JACOBI : Jacobi scaling $D^{-1}Ax = D^{-1}b$, where D represents the diagonal of $A = (a_{ij})$ LIS_SCALE_SYMM_DIAG : Diagonal scaling $D^{-1/2}AD^{-1/2}x = D^{-1/2}b$, where $D^{-1/2}$ represents a diagonal matrix with $1/\sqrt{a_{ii}}$ as the diagonal |

Output

| | |
|------|--|
| A | The scaled matrix |
| b | The scaled vector |
| d | The vector that stores the diagonal elements of D^{-1} or $D^{-1/2}$ |
| ierr | The return code |

```
C      LIS_INT lis_matrix_get_diagonal(LIS_MATRIX A, LIS_VECTOR d)
Fortran subroutine lis_matrix_get_diagonal(LIS_MATRIX A, LIS_VECTOR d,
      LIS_INTEGER ierr)
```

Store the diagonal elements of matrix A to vector d .

A The matrix

d The vector that stores the diagonal elements of the matrix

```
C      LIS_INT lis_matrix_shift_diagonal(LIS_MATRIX A, LIS_SCALAR alpha)
Fortran subroutine lis_matrix_shift_diagonal(LIS_MATRIX A, LIS_SCALAR alpha,
      LIS_INTEGER ierr)
```

Shift the diagonal of matrix A .

| | |
|-------|-------------------------|
| alpha | The amount of the shift |
|-------|-------------------------|

A The shifted matrix

105

6.3.29 lis_matvec

```
C      LIS_INT lis_matvec(LIS_MATRIX A, LIS_VECTOR x, LIS_VECTOR y)
Fortran subroutine lis_matvec(LIS_MATRIX A, LIS_VECTOR x, LIS_VECTOR y,
                             LIS_INTEGER ierr)
```

Description

Calculate the matrix-vector product $y = Ax$.

Input

| | |
|---|------------|
| A | The matrix |
| x | The vector |

Output

| | |
|------|-----------------|
| y | Ax |
| ierr | The return code |

6.3.30 lis_matvect

```
C      LIS_INT lis_matvect(LIS_MATRIX A, LIS_VECTOR x, LIS_VECTOR y)
Fortran subroutine lis_matvect(LIS_MATRIX A, LIS_VECTOR x, LIS_VECTOR y,
                              LIS_INTEGER ierr)
```

Description

Calculate the matrix-vector product $y = A^T x$.

Input

| | |
|---|------------|
| A | The matrix |
| x | The vector |

Output

| | |
|------|-----------------|
| y | $A^T x$ |
| ierr | The return code |

6.4 Solving Linear Equations

6.4.1 lis_solver_create

```
C      LIS_INT lis_solver_create(LIS_SOLVER *solver)
Fortran subroutine lis_solver_create(LIS_SOLVER solver, LIS_INTEGER ierr)
```

Description

Create the solver.

Input

None

Output

| | |
|---------------------|-----------------|
| <code>solver</code> | The solver |
| <code>ierr</code> | The return code |

Note

`solver` has the information on the solver, the preconditioner, etc.

6.4.2 lis_solver_destroy

```
C      LIS_INT lis_solver_destroy(LIS_SOLVER solver)
Fortran subroutine lis_solver_destroy(LIS_SOLVER solver, LIS_INTEGER ierr)
```

Description

Destroy the solver.

Input

| | |
|---------------------|----------------------------|
| <code>solver</code> | The solver to be destroyed |
|---------------------|----------------------------|

Output

| | |
|-------------------|-----------------|
| <code>ierr</code> | The return code |
|-------------------|-----------------|

6.4.3 lis_precon_create

```
C      LIS_INT lis_precon_create(LIS_SOLVER solver, LIS_PRECON *precon)
Fortran subroutine lis_precon_create(LIS_SOLVER solver, LIS_PRECON precon,
      LIS_INTEGER ierr)
```

Description

Create the preconditioner.

Input

None

Output

| | |
|---------------------|--------------------|
| <code>solver</code> | The solver |
| <code>precon</code> | The preconditioner |
| <code>ierr</code> | The return code |

6.4.4 lis_precon_destroy

```
C      LIS_INT lis_precon_destroy(LIS_PRECON precon)
Fortran subroutine lis_precon_destroy(LIS_PRECON precon, LIS_INTEGER ierr)
```

Description

Destroy the preconditioner.

Input

| | |
|---------------------|------------------------------------|
| <code>precon</code> | The preconditioner to be destroyed |
|---------------------|------------------------------------|

Output

| | |
|-------------------|-----------------|
| <code>ierr</code> | The return code |
|-------------------|-----------------|

```
C      LIS_INT lis_solver_set_option(char *text, LIS_SOLVER solver)
Fortran subroutine lis_solver_set_option(character text, LIS_SOLVER solver,
      LIS_INTEGER ierr)
```

Set the options for the solver.

| | |
|------|--------------------------|
| text | The command line options |
|------|--------------------------|

| | |
|---------------------|-----------------|
| <code>solver</code> | The solver |
| <code>ierr</code> | The return code |

The table below shows the available command line options, where `-i {cg|1}` means `-i cg` or `-i 1` and `-maxiter [1000]` indicates that `-maxiter` defaults to 1,000.

109

Options for Preconditioners (Default: -p none)

| Preconditioner | Option | Auxiliary Options | |
|------------------|---------------|--------------------------|--|
| None | -p {none 0} | | |
| Jacobi | -p {jacobi 1} | | |
| ILU(k) | -p {ilu 2} | -ilu_fill [0] | The fill level k |
| SSOR | -p {ssor 3} | -ssor_w [1.0] | The relaxation coefficient ω ($0 < \omega < 2$) |
| Hybrid | -p {hybrid 4} | -hybrid_i [sor] | The linear solver |
| | | -hybrid_maxiter [25] | The maximum number of iterations |
| | | -hybrid_tol [1.0e-3] | The convergence tolerance |
| | | -hybrid_w [1.5] | The relaxation coefficient ω of the SOR ($0 < \omega < 2$) |
| | | -hybrid_ell [2] | The degree l of the BiCGSTAB(l) |
| | | -hybrid_restart [40] | The restart values of the GMRES and Orthomin |
| I+S | -p {is 5} | -is_alpha [1.0] | The parameter α of $I + \alpha S^{(m)}$ |
| | | -is_m [3] | The parameter m of $I + \alpha S^{(m)}$ |
| SAINV | -p {sainv 6} | -sainv_drop [0.05] | The drop criterion |
| SA-AMG | -p {saamg 7} | -saamg_unsym [false] | Select the unsymmetric version (The matrix structure must be symmetric) |
| | | -saamg_theta [0.05 0.12] | The drop criterion $a_{ij}^2 \leq \theta^2 a_{ii} a_{jj} $ (symmetric or unsymmetric) |
| Crout ILU | -p {iluc 8} | -iluc_drop [0.05] | The drop criterion |
| | | -iluc_rate [5.0] | The ratio of the maximum fill-in |
| ILUT | -p {ilut 9} | | |
| Additive Schwarz | -adds true | -adds_iter [1] | The number of iterations |

Other Options

| Option | |
|-----------------------------------|--|
| <code>-maxiter [1000]</code> | The maximum number of iterations |
| <code>-tol [1.0e-12]</code> | The convergence tolerance tol |
| <code>-tol_w [1.0]</code> | The convergence tolerance tol_w |
| <code>-print [0]</code> | The output of the residual history |
| | <code>-print {none 0}</code> None |
| | <code>-print {mem 1}</code> Save the residual history |
| | <code>-print {out 2}</code> Output it to the standard output |
| | <code>-print {all 3}</code> Save the residual history and output it to the standard output |
| <code>-scale [0]</code> | The scaling (The result will overwrite the original matrix and vectors) |
| | <code>-scale {none 0}</code> No scaling |
| | <code>-scale {jacobi 1}</code> The Jacobi scaling $D^{-1}Ax = D^{-1}b$ (D represents the diagonal of $A = (a_{ij})$) |
| | <code>-scale {symm_diag 2}</code> The diagonal scaling $D^{-1/2}AD^{-1/2}x = D^{-1/2}b$ ($D^{-1/2}$ represents the diagonal matrix with $1/\sqrt{a_{ii}}$ as the diagonal) |
| <code>-initx_zeros [1]</code> | The behavior of the initial vector x_0 |
| | <code>-initx_zeros {false 0}</code> Given values |
| | <code>-initx_zeros {true 1}</code> All values are set to 0 |
| <code>-conv_cond [0]</code> | The convergence condition |
| | <code>-conv_cond {nrm2_r 0}</code> $\ b - Ax\ _2 \leq tol * \ b - Ax_0\ _2$ |
| | <code>-conv_cond {nrm2_b 1}</code> $\ b - Ax\ _2 \leq tol * \ b\ _2$ |
| | <code>-conv_cond {nrm1_b 2}</code> $\ b - Ax\ _1 \leq tol_w * \ b\ _1 + tol$ |
| <code>-omp_num_threads [t]</code> | The number of threads (t represents the maximum number of threads) |
| <code>-storage [0]</code> | The matrix storage format |
| <code>-storage_block [2]</code> | The block size of the BSR and BSC formats |
| <code>-f [0]</code> | The precision of the linear solver |
| | <code>-f {double 0}</code> Double precision |
| | <code>-f {quad 1}</code> Quadruple precision |

6.4.6 lis_solver_set_optionC

```
C      LIS_INT lis_solver_set_optionC(LIS_SOLVER solver)
Fortran subroutine lis_solver_set_optionC(LIS_SOLVER solver, LIS_INTEGER ierr)
```

Description

Set the options for the solver on the command line.

Input

None

Output

| | |
|---------------------|-----------------|
| <code>solver</code> | The solver |
| <code>ierr</code> | The return code |

6.4.7 lis_solve

```
C      LIS_INT lis_solve(LIS_MATRIX A, LIS_VECTOR b, LIS_VECTOR x,
                        LIS_SOLVER solver)
Fortran subroutine lis_solve(LIS_MATRIX A, LIS_VECTOR b, LIS_VECTOR x,
                        LIS_SOLVER solver, LIS_INTEGER ierr)
```

Description

Solve the linear equation $Ax = b$ with the specified solver.

Input

| | |
|---------------------|----------------------------|
| <code>A</code> | The coefficient matrix |
| <code>b</code> | The right-hand side vector |
| <code>x</code> | The initial vector |
| <code>solver</code> | The solver |

Output

| | |
|---------------------|--|
| <code>x</code> | The solution |
| <code>solver</code> | The number of iterations, the execution time, etc. |
| <code>ierr</code> | The return code |

6.4.8 lis_solve_kernel

```
C      LIS_INT lis_solve_kernel(LIS_MATRIX A, LIS_VECTOR b, LIS_VECTOR x,  
                               LIS_SOLVER solver, LIS_PRECON, precon)  
Fortran subroutine lis_solve_kernel(LIS_MATRIX A, LIS_VECTOR b, LIS_VECTOR x,  
                                   LIS_SOLVER solver, LIS_PRECON precon, LIS_INTEGER ierr)
```

Description

Solve the linear equation $Ax = b$ with the specified solver and the predefined preconditioner.

Input

| | |
|---------------------|----------------------------|
| <code>A</code> | The coefficient matrix |
| <code>b</code> | The right-hand side vector |
| <code>x</code> | The initial vector |
| <code>solver</code> | The solver |
| <code>precon</code> | The preconditioner |

Output

| | |
|---------------------|--|
| <code>x</code> | The solution |
| <code>solver</code> | The number of iterations, the execution time, etc. |
| <code>ierr</code> | The return code |

Note

See `lis-($VERSION)/src/esolver/lis_esolver_ii.c`, which computes the smallest eigenvalue by calling `lis_solve_kernel` multiple times, for example.

6.4.9 lis_solver_get_status

```
C      LIS_INT lis_solver_get_status(LIS_SOLVER solver, LIS_INT *status)
Fortran subroutine lis_solver_get_status(LIS_SOLVER solver, LIS_INTEGER status,
      LIS_INTEGER ierr)
```

Description

Get the status from the solver.

Input

| | |
|---------------------|------------|
| <code>solver</code> | The solver |
|---------------------|------------|

Output

| | |
|---------------------|-----------------|
| <code>status</code> | The status |
| <code>ierr</code> | The return code |

6.4.10 lis_solver_get_iter

```
C      LIS_INT lis_solver_get_iter(LIS_SOLVER solver, LIS_INT *iter)
Fortran subroutine lis_solver_get_iter(LIS_SOLVER solver, LIS_INTEGER iter,
      LIS_INTEGER ierr)
```

Description

Get the number of iterations from the solver.

Input

| | |
|---------------------|------------|
| <code>solver</code> | The solver |
|---------------------|------------|

Output

| | |
|-------------------|--------------------------|
| <code>iter</code> | The number of iterations |
| <code>ierr</code> | The return code |

6.4.11 lis_solver_get_iterex

```
C      LIS_INT lis_solver_get_iterex(LIS_SOLVER solver, LIS_INT *iter,  
      LIS_INT *iter_double, LIS_INT *iter_quad)  
Fortran subroutine lis_solver_get_iterex(LIS_SOLVER solver, LIS_INTEGER iter,  
      LIS_INTEGER iter_double, LIS_INTEGER iter_quad, LIS_INTEGER ierr)
```

Description

Get the detailed information on the number of iterations from the solver.

Input

| | |
|---------------------|------------|
| <code>solver</code> | The solver |
|---------------------|------------|

Output

| | |
|--------------------------|--|
| <code>iter</code> | The number of iterations |
| <code>iter_double</code> | The number of double precision iterations |
| <code>iter_quad</code> | The number of quadruple precision iterations |
| <code>ierr</code> | The return code |

6.4.12 lis_solver_get_time

```
C      LIS_INT lis_solver_get_time(LIS_SOLVER solver, double *time)  
Fortran subroutine lis_solver_get_time(LIS_SOLVER solver, real*8 time,  
      LIS_INTEGER ierr)
```

Description

Get the execution time from the solver.

Input

| | |
|---------------------|------------|
| <code>solver</code> | The solver |
|---------------------|------------|

Output

| | |
|-------------------|--------------------------------------|
| <code>time</code> | The time in seconds of the execution |
| <code>ierr</code> | The return code |

6.4.13 lis_solver_get_timeex

```
C      LIS_INT lis_solver_get_timeex(LIS_SOLVER solver, double *time,
                                   double *itime, double *ptime, double *p_c_time, double *p_i_time)
Fortran subroutine lis_solver_get_timeex(LIS_SOLVER solver, real*8 time,
                                   real*8 itime, real*8 ptime, real*8 p_c_time, real*8 p_i_time,
                                   LIS_INTEGER ierr)
```

Description

Get the detailed information on the execution time from the solver.

Input

| | |
|---------------------|------------|
| <code>solver</code> | The solver |
|---------------------|------------|

Output

| | |
|-----------------------|---|
| <code>time</code> | The total time in seconds |
| <code>itime</code> | The time in seconds of the iterations |
| <code>ptime</code> | The time in seconds of the preconditioning |
| <code>p_c_time</code> | The time in seconds of the creation of the preconditioner |
| <code>p_i_time</code> | The time in seconds of the iterations in the preconditioner |
| <code>ierr</code> | The return code |

6.4.14 lis_solver_get_residualnorm

```
C      LIS_INT lis_solver_get_residualnorm(LIS_SOLVER solver, LIS_REAL *residual)
Fortran subroutine lis_solver_get_residualnorm(LIS_SOLVER solver,
                                   LIS_REAL residual, LIS_INTEGER ierr)
```

Description

Get the relative residual norm $\|b - Ax\|_2 / \|b\|_2$ from the solver.

Input

| | |
|---------------------|------------|
| <code>solver</code> | The solver |
|---------------------|------------|

Output

| | |
|-----------------------|---|
| <code>residual</code> | The relative residual norm $\ b - Ax\ _2 / \ b\ _2$ |
| <code>ierr</code> | The return code |

6.4.15 lis_solver_get_rhistory

```
C      LIS_INT lis_solver_get_rhistory(LIS_SOLVER solver, LIS_VECTOR v)
Fortran subroutine lis_solver_get_rhistory(LIS_SOLVER solver, LIS_VECTOR v,
      LIS_INTEGER ierr)
```

Description

Get the residual history from the solver.

Input

| | |
|---------------------|------------|
| <code>solver</code> | The solver |
|---------------------|------------|

Output

| | |
|-------------------|-----------------|
| <code>v</code> | The vector |
| <code>ierr</code> | The return code |

Note

Vector *v* must be created in advance with the function `lis_vector_create`. When vector *v* is shorter than the residual history, it stores the residual history in order to vector *v*.

6.4.16 lis_solver_get_solver

```
C      LIS_INT lis_solver_get_solver(LIS_SOLVER solver, LIS_INT *nsol)
Fortran subroutine lis_solver_get_solver(LIS_SOLVER solver, LIS_INTEGER nsol,
      LIS_INTEGER ierr)
```

Description

Get the solver number from the solver.

Input

| | |
|---------------------|------------|
| <code>solver</code> | The solver |
|---------------------|------------|

Output

| | |
|-------------------|-------------------|
| <code>nsol</code> | The solver number |
| <code>ierr</code> | The return code |

6.4.17 lis_solver_get_precon

```
C      LIS_INT lis_solver_get_precon(LIS_SOLVER solver, LIS_INT *precon_type)
Fortran subroutine lis_solver_get_precon(LIS_SOLVER solver, LIS_INTEGER precon_type,
      LIS_INTEGER ierr)
```

Description

Get the preconditioner number from the solver.

Input

| | |
|---------------------|------------|
| <code>solver</code> | The solver |
|---------------------|------------|

Output

| | |
|--------------------------|---------------------------|
| <code>precon_type</code> | The preconditioner number |
| <code>ierr</code> | The return code |

6.4.18 lis_solver_get_solvername

```
C      LIS_INT lis_solver_get_solvername(LIS_INT nsol, char *name)
Fortran subroutine lis_solver_get_solvername(LIS_INTEGER nsol, character name,
      LIS_INTEGER ierr)
```

Description

Get the solver name from the solver number.

Input

| | |
|------|-------------------|
| nsol | The solver number |
|------|-------------------|

Output

| | |
|------|-----------------|
| name | The solver name |
| ierr | The return code |

6.4.19 lis_solver_get_preconname

```
C      LIS_INT lis_solver_get_preconname(LIS_INT precon_type, char *name)
Fortran subroutine lis_solver_get_preconname(LIS_INTEGER precon_type,
      character name, LIS_INTEGER ierr)
```

Description

Get the preconditioner name from the preconditioner number.

Input

| | |
|-------------|---------------------------|
| precon_type | The preconditioner number |
|-------------|---------------------------|

Output

| | |
|------|-------------------------|
| name | The preconditioner name |
| ierr | The return code |

6.5 Solving Eigenvalue Problems

6.5.1 lis_esolver_create

```
C      LIS_INT lis_esolver_create(LIS_ESOLVER *esolver)
Fortran subroutine lis_esolver_create(LIS_ESOLVER esolver, LIS_INTEGER ierr)
```

Description

Create the eigensolver.

Input

None

Output

| | |
|---------|-----------------|
| esolver | The eigensolver |
| ierr | The return code |

Note

esolver has the information on the eigensolver, the preconditioner, etc.

6.5.2 lis_esolver_destroy

```
C      LIS_INT lis_esolver_destroy(LIS_ESOLVER esolver)
Fortran subroutine lis_esolver_destroy(LIS_ESOLVER esolver, LIS_INTEGER ierr)
```

Description

Destroy the eigensolver.

Input

| | |
|---------|---------------------------------|
| esolver | The eigensolver to be destroyed |
|---------|---------------------------------|

Output

| | |
|------|-----------------|
| ierr | The return code |
|------|-----------------|

6.5.3 lis_esolver_set_option

```
C      LIS_INT lis_esolver_set_option(char *text, LIS_ESOLVER esolver)
Fortran subroutine lis_esolver_set_option(character text, LIS_ESOLVER esolver,
      LIS_INTEGER ierr)
```

Description

Set the options for the eigensolver.

Input

text The command line options

Output

esolver The eigensolver

ierr The return code

Note

The table below shows the available command line options, where `-e {pi|1}` means `-e pi` or `-e 1` and `-emaxiter [1000]` indicates that `-emaxiter` defaults to 1,000.

| Options for Eigensolvers (Default: <code>-e pi</code>) | | | |
|---|-------------------------|------------------------|--------------------------|
| Eigensolver | Option | Auxiliary Options | |
| Power | <code>-e {pi 1}</code> | | |
| Inverse | <code>-e {ii 2}</code> | <code>-i [bicg]</code> | The linear solver |
| Approximate Inverse | <code>-e {aii 3}</code> | <code>-i [bicg]</code> | The linear solver |
| Rayleigh Quotient | <code>-e {rqi 4}</code> | <code>-i [bicg]</code> | The linear solver |
| CG | <code>-e {cg 5}</code> | <code>-i [cg]</code> | The linear solver |
| CR | <code>-e {cr 6}</code> | <code>-i [bicg]</code> | The linear solver |
| Jacobi-Davidson | <code>-e {jd 7}</code> | <code>-i [bicg]</code> | The linear solver |
| Subspace | <code>-e {si 8}</code> | <code>-ss [1]</code> | The size of the subspace |
| Lanczos | <code>-e {li 9}</code> | <code>-ss [1]</code> | The size of the subspace |
| Arnoldi | <code>-e {ai 10}</code> | <code>-ss [1]</code> | The size of the subspace |

Options for Preconditioners (Default: -p none)

| Preconditioner | Option | Auxiliary Options | |
|------------------|---------------|--------------------------|--|
| None | -p {none 0} | | |
| Jacobi | -p {jacobi 1} | | |
| ILU(k) | -p {ilu 2} | -ilu_fill [0] | The fill level k |
| SSOR | -p {ssor 3} | -ssor_w [1.0] | The relaxation coefficient ω ($0 < \omega < 2$) |
| Hybrid | -p {hybrid 4} | -hybrid_i [sor] | The linear solver |
| | | -hybrid_maxiter [25] | The maximum number of iterations |
| | | -hybrid_tol [1.0e-3] | The convergence tolerance |
| | | -hybrid_w [1.5] | The relaxation coefficient ω of the SOR ($0 < \omega < 2$) |
| | | -hybrid_ell [2] | The degree l of the BiCGSTAB(l) |
| | | -hybrid_restart [40] | The restart values of the GMRES and Orthomin |
| I+S | -p {is 5} | -is_alpha [1.0] | The parameter α of $I + \alpha S^{(m)}$ |
| | | -is_m [3] | The parameter m of $I + \alpha S^{(m)}$ |
| SAINV | -p {sainv 6} | -sainv_drop [0.05] | The drop criterion |
| SA-AMG | -p {saamg 7} | -saamg_unsym [false] | Select the unsymmetric version (The matrix structure must be symmetric) |
| | | -saamg_theta [0.05 0.12] | The drop criterion $a_{ij}^2 \leq \theta^2 a_{ii} a_{jj} $ (symmetric or unsymmetric) |
| Crout ILU | -p {iluc 8} | -iluc_drop [0.05] | The drop criterion |
| | | -iluc_rate [5.0] | The ratio of the maximum fill-in |
| ILUT | -p {ilut 9} | | |
| Additive Schwarz | -adds true | -adds_iter [1] | The number of iterations |

Other Options

| Option | |
|------------------------------------|---|
| <code>-emaxiter [1000]</code> | The maximum number of iterations |
| <code>-etol [1.0e-12]</code> | The convergence tolerance |
| <code>-eprint [0]</code> | The output of the residual history |
| <code>-eprint {none 0}</code> | None |
| <code>-eprint {mem 1}</code> | Save the residual history |
| <code>-eprint {out 2}</code> | Output it to the standard output |
| <code>-eprint {all 3}</code> | Save the residual history and output it to the standard output |
| <code>-ie [ii]</code> | The inner eigensolver used in the subspace, Lanczos, and Arnoldi iterations |
| <code>-ie {pi 1}</code> | Power (Subspace only) |
| <code>-ie {ii 2}</code> | Inverse |
| <code>-ie {aii 3}</code> | Approximate Inverse |
| <code>-ie {rqi 4}</code> | Rayleigh Quotient |
| <code>-ie {cg 5}</code> | CG (Lanczos only) |
| <code>-ie {cr 6}</code> | CR (Lanczos and Arnoldi) |
| <code>-ie {jd 7}</code> | Jacobi-Davidson (Lanczos only) |
| <code>-shift [0.0]</code> | The amount of the shift |
| <code>-initx_ones [1]</code> | The behavior of the initial vector x_0 |
| <code>-initx_ones {false 0}</code> | Given values |
| <code>-initx_ones {true 1}</code> | All values are set to 1 |
| <code>-omp_num_threads [t]</code> | The number of threads (t represents the maximum number of threads) |
| <code>-estorage [0]</code> | The matrix storage format |
| <code>-estorage_block [2]</code> | The block size of the BSR and BSC formats |
| <code>-ef [0]</code> | The precision of the eigensolver |
| <code>-ef {double 0}</code> | Double precision |
| <code>-ef {quad 1}</code> | Quadruple precision |

6.5.4 lis_esolver_set_optionC

```
C      LIS_INT lis_esolver_set_optionC(LIS_ESOLVER esolver)
Fortran subroutine lis_esolver_set_optionC(LIS_ESOLVER esolver, LIS_INTEGER ierr)
```

Description

Set the options for the eigensolver on the command line.

Input

None

Output

| | |
|---------|-----------------|
| esolver | The eigensolver |
| ierr | The return code |

6.5.5 lis_solve

```
C      LIS_INT lis_solve(LIS_MATRIX A, LIS_VECTOR x,
      LIS_REAL eval, LIS_ESOLVER esolver)
Fortran subroutine lis_solve(LIS_MATRIX A, LIS_VECTOR x,
      LIS_REAL eval, LIS_ESOLVER esolver, LIS_INTEGER ierr)
```

Description

Solve the eigenvalue problem $Ax = \lambda x$ with the specified eigensolver.

Input

| | |
|---------|--------------------|
| A | The matrix |
| x | The initial vector |
| esolver | The eigensolver |

Output

| | |
|---------|--|
| eval | The eigenvalue of mode 0 |
| x | The associated eigenvector |
| esolver | The number of iterations, the execution time, etc. |
| ierr | The return code |

6.5.6 lis_esolver_get_status

```
C      LIS_INT lis_esolver_get_status(LIS_ESOLVER esolver, LIS_INT *status)
Fortran subroutine lis_esolver_get_status(LIS_ESOLVER esolver, LIS_INTEGER status,
      LIS_INTEGER ierr)
```

Description

Get the status for the specified eigenpair from the eigensolver.

Input

| | |
|---------|-----------------|
| esolver | The eigensolver |
|---------|-----------------|

Output

| | |
|--------|-----------------|
| status | The status |
| ierr | The return code |

6.5.7 lis_esolver_get_iter

```
C      LIS_INT lis_esolver_get_iter(LIS_ESOLVER esolver, LIS_INT *iter)
Fortran subroutine lis_esolver_get_iter(LIS_ESOLVER esolver, LIS_INTEGER iter,
      LIS_INTEGER ierr)
```

Description

Get the number of iterations for the specified eigenpair from the eigensolver.

Input

| | |
|---------|-----------------|
| esolver | The eigensolver |
|---------|-----------------|

Output

| | |
|------|--------------------------|
| iter | The number of iterations |
| ierr | The return code |

6.5.8 lis_esolver_get_iterex

```
C      LIS_INT lis_esolver_get_iterex(LIS_ESOLVER esolver, LIS_INT *iter,  
                                     LIS_INT *iter_double, LIS_INT *iter_quad)  
Fortran subroutine lis_esolver_get_iterex(LIS_ESOLVER esolver, LIS_INTEGER iter,  
                                     LIS_INTEGER iter_double, LIS_INTEGER iter_quad, LIS_INTEGER ierr)
```

Description

Get the detailed information on the number of iterations for the specified eigenpair from the eigensolver.

Input

| | |
|---------|-----------------|
| esolver | The eigensolver |
|---------|-----------------|

Output

| | |
|-------------|--|
| iter | The number of iterations |
| iter_double | The number of double precision iterations |
| iter_quad | The number of quadruple precision iterations |
| ierr | The return code |

6.5.9 lis_esolver_get_time

```
C      LIS_INT lis_esolver_get_time(LIS_ESOLVER esolver, double *time)  
Fortran subroutine lis_esolver_get_time(LIS_ESOLVER esolver, real*8 time,  
                                     LIS_INTEGER ierr)
```

Description

Get the execution time for the specified eigenpair from the eigensolver.

Input

| | |
|---------|-----------------|
| esolver | The eigensolver |
|---------|-----------------|

Output

| | |
|------|--------------------------------------|
| time | The time in seconds of the execution |
| ierr | The return code |

6.5.10 lis_esolver_get_timeex

```
C      LIS_INT lis_esolver_get_timeex(LIS_ESOLVER esolver, double *time,
                                     double *itime, double *ptime, double *p_c_time, double *p_i_time)
Fortran subroutine lis_esolver_get_timeex(LIS_ESOLVER esolver, real*8 time,
                                     real*8 itime, real*8 ptime, real*8 p_c_time, real*8 p_i_time,
                                     LIS_INTEGER ierr)
```

Description

Get the detailed information on the execution time for the specified eigenpair from the eigensolver.

Input

| | |
|---------|-----------------|
| esolver | The eigensolver |
|---------|-----------------|

Output

| | |
|----------|---|
| time | The total time in seconds |
| itime | The time in seconds of the iterations |
| ptime | The time in seconds of the preconditioning |
| p_c_time | The time in seconds of the creation of the preconditioner |
| p_i_time | The time in seconds of the iterations in the preconditioner |
| ierr | The return code |

6.5.11 lis_esolver_get_residualnorm

```
C      LIS_INT lis_esolver_get_residualnorm(LIS_ESOLVER esolver,
                                     LIS_REAL *residual)
Fortran subroutine lis_esolver_get_residualnorm(LIS_ESOLVER esolver,
                                     LIS_REAL residual, LIS_INTEGER ierr)
```

Description

Get the relative residual norm $\|\lambda x - Ax\|_2 / \|\lambda x\|_2$ for the specified eigenpair from the eigensolver.

Input

| | |
|---------|-----------------|
| esolver | The eigensolver |
|---------|-----------------|

Output

| | |
|----------|---|
| residual | The relative residual norm $\ \lambda x - Ax\ _2 / \ \lambda x\ _2$ |
| ierr | The return code |

6.5.12 lis_esolver_get_rhistory

```
C      LIS_INT lis_esolver_get_rhistory(LIS_ESOLVER esolver, LIS_VECTOR v)
Fortran subroutine lis_esolver_get_rhistory(LIS_ESOLVER esolver, LIS_VECTOR v,
      LIS_INTEGER ierr)
```

Description

Get the residual history for the specified eigenpair from the eigensolver.

Input

| | |
|----------------------|-----------------|
| <code>esolver</code> | The eigensolver |
|----------------------|-----------------|

Output

| | |
|------------------|-----------------|
| <code>v</code> | The vector |
| <code>ier</code> | The return code |

Note

Vector *v* must be created in advance with the function `lis_vector_create`. When vector *v* is shorter than the residual history, it stores the residual history in order to vector *v*.

6.5.13 lis_esolver_get_evalues

```
C      LIS_INT lis_esolver_get_evalues(LIS_ESOLVER esolver, LIS_VECTOR v)
Fortran subroutine lis_esolver_get_evalues(LIS_ESOLVER esolver,
      LIS_VECTOR v, LIS_INTEGER ierr)
```

Description

Get all the eigenvalues from the eigensolver.

Input

| | |
|----------------------|-----------------|
| <code>esolver</code> | The eigensolver |
|----------------------|-----------------|

Output

| | |
|------------------|---|
| <code>v</code> | The vector which stores the eigenvalues |
| <code>ier</code> | The return code |

Note

Vector *v* must be created in advance with the function `lis_vector_create`.

6.5.14 lis_esolver_get_evecutors

```
C      LIS_INT lis_esolver_get_evecutors(LIS_ESOLVER esolver, LIS_MATRIX M)
Fortran subroutine lis_esolver_get_evecutors(LIS_ESOLVER esolver,
      LIS_MATRIX M, LIS_INTEGER ierr)
```

Description

Get all the eigenvectors from the eigensolver.

Input

esolver The eigensolver

Output

M The matrix in the COO format which stores the eigenvectors

ierr The return code

Note

Matrix M must be created in advance with the function `lis_matrix_create`.

6.5.15 lis_esolver_get_residualnorms

```
C      LIS_INT lis_esolver_get_residualnorms(LIS_ESOLVER esolver, LIS_VECTOR v)
Fortran subroutine lis_esolver_get_residualnorms(LIS_ESOLVER esolver,
      LIS_VECTOR v, LIS_INTEGER ierr)
```

Description

Get the relative residual norms $||\lambda x - Ax||_2 / ||\lambda x||_2$ of all the eigenpairs from the eigensolver.

Input

esolver The eigensolver

Output

v The vector which stores the residual norms

ierr The return code

Note

Vector v must be created in advance with the function `lis_vector_create`.

6.5.16 lis_esolver_get_iters

```
C      LIS_INT lis_esolver_get_iters(LIS_ESOLVER esolver, LIS_VECTOR v)
Fortran subroutine lis_esolver_get_iter(LIS_ESOLVER esolver,
      LIS_VECTOR v, LIS_INTEGER ierr)
```

Description

Get the numbers of iterations of all the eigenpairs from the eigensolver.

Input

esolver The eigensolver

Output

v The vector which stores the numbers of iterations

ierr The return code

Note

Vector *v* must be created in advance with the function `lis_vector_create`.

6.5.17 lis_esolver_get_esolver

```
C      LIS_INT lis_esolver_get_esolver(LIS_ESOLVER esolver, LIS_INT *nesol)
Fortran subroutine lis_esolver_get_esolver(LIS_ESOLVER esolver,
      LIS_INTEGER nesol, LIS_INTEGER ierr)
```

Description

Get the eigensolver number from the eigensolver.

Input

esolver The eigensolver

Output

nesol The eigensolver number

ierr The return code

6.5.18 lis_esolver_get_esolvername

```
C      LIS_INT lis_esolver_get_esolvername(LIS_INT nesol, char *ename)
Fortran subroutine lis_esolver_get_esolvername(LIS_INTEGER nesol, character ename,
      LIS_INTEGER ierr)
```

Description

Get the eigensolver name from the eigensolver number.

Input

nesol The eigensolver number

Output

name The eigensolver name

ierr The return code

6.6 Computing with Arrays

The following functions, which are not parallelized, are for local processing. Array data are stored in column-major order. Array indexing is zero-origin.

6.6.1 `lis_array_swap`

```
C      LIS_INT lis_array_swap(LIS_INT n, LIS_SCALAR x[], LIS_SCALAR y[])
Fortran subroutine lis_array_swap(LIS_INTEGER n, LIS_SCALAR x(), LIS_SCALAR y(),
                                LIS_INTEGER ierr)
```

Description

Swap the values of the vector elements.

Input

| | |
|-------------------|---|
| <code>n</code> | The size of the vectors |
| <code>x, y</code> | The source arrays that store vectors x, y of size n |

Output

| | |
|-------------------|------------------------|
| <code>x, y</code> | The destination arrays |
| <code>ierr</code> | The return code |

6.6.2 `lis_array_copy`

```
C      LIS_INT lis_array_copy(LIS_INT n, LIS_SCALAR x[], LIS_SCALAR y[])
Fortran subroutine lis_array_copy(LIS_INTEGER n, LIS_SCALAR x(), LIS_SCALAR y(),
                                LIS_INTEGER ierr)
```

Description

Copy the values of the vector elements.

Input

| | |
|----------------|---|
| <code>n</code> | The size of the vectors |
| <code>x</code> | The source array that stores vector x |

Output

| | |
|-------------------|-----------------------|
| <code>y</code> | The destination array |
| <code>ierr</code> | The return code |

6.6.3 lis_array_axpy

```
C      LIS_INT lis_array_axpy(LIS_INT n, LIS_SCALAR alpha, LIS_SCALAR x[],
                             LIS_SCALAR y[])
Fortran subroutine lis_array_axpy(LIS_INTEGER n, LIS_SCALAR alpha, LIS_SCALAR x(),
                                 LIS_SCALAR y(), LIS_INTEGER ierr)
```

Description

Calculate the sum of the vectors $y = \alpha x + y$.

Input

| | |
|-------|--------------------------------------|
| n | The size of the vectors |
| alpha | The scalar value |
| x, y | The arrays that store vectors x, y |

Output

| | |
|------|--|
| y | $\alpha x + y$ (vector y is overwritten) |
| ierr | The return code |

6.6.4 lis_array_xpay

```
C      LIS_INT lis_array_xpay(LIS_INT n, LIS_SCALAR x[], LIS_SCALAR alpha,
                             LIS_SCALAR y[])
Fortran subroutine lis_array_xpay(LIS_INTEGER n, LIS_SCALAR x(), LIS_SCALAR alpha,
                                 LIS_SCALAR y(), LIS_INTEGER ierr)
```

Description

Calculate the sum of the vectors $y = x + \alpha y$.

Input

| | |
|-------|--------------------------------------|
| n | The size of the vectors |
| alpha | The scalar value |
| x, y | The arrays that store vectors x, y |

Output

| | |
|------|--|
| y | $x + \alpha y$ (vector y is overwritten) |
| ierr | The return code |

6.6.5 lis_array_axpyz

```
C      LIS_INT lis_array_axpyz(LIS_INT n, LIS_SCALAR alpha, LIS_SCALAR x[],
                             LIS_SCALAR y[], LIS_SCALAR z[])
Fortran subroutine lis_array_axpyz(LIS_INTEGER n, LIS_SCALAR alpha, LIS_SCALAR x(),
                                  LIS_SCALAR y(), LIS_SCALAR z(), LIS_INTEGER ierr)
```

Description

Calculate the sum of the vectors $z = \alpha x + y$.

Input

| | |
|-------|--------------------------------------|
| n | The size of the vectors |
| alpha | The scalar value |
| x, y | The arrays that store vectors x, y |

Output

| | |
|------|-----------------|
| z | $\alpha x + y$ |
| ierr | The return code |

6.6.6 lis_array_scale

```
C      LIS_INT lis_array_scale(LIS_INT n, LIS_SCALAR alpha, LIS_SCALAR x[])
Fortran subroutine lis_array_scale(LIS_INTEGER n, LIS_SCALAR alpha, LIS_SCALAR x(),
                                  LIS_INTEGER ierr)
```

Description

Multiply vector x by scalar α .

Input

| | |
|-------|----------------------------------|
| n | The size of the vector |
| alpha | The scalar value |
| x | The array that stores vector x |

Output

| | |
|------|--|
| x | αx (vector x is overwritten) |
| ierr | The return code |

6.6.7 lis_array_pmul

```
C      LIS_INT lis_array_pmul(LIS_INT n, LIS_SCALAR x[], LIS_SCALAR y[],
                             LIS_SCALAR z[])
Fortran subroutine lis_array_pmul(LIS_INTEGER n, LIS_SCALAR x(), LIS_SCALAR y(),
                                 LIS_SCALAR z(), LIS_INTEGER ierr)
```

Description

Multiply each element of vector x by the corresponding element of y .

Input

| | |
|-------------------|--------------------------------------|
| <code>n</code> | The size of the vectors |
| <code>x, y</code> | The arrays that store vectors x, y |

Output

| | |
|-------------------|--|
| <code>z</code> | The array that stores the multiplied elements of x |
| <code>ierr</code> | The return code |

6.6.8 lis_array_pdiv

```
C      LIS_INT lis_array_pdiv(LIS_INT n, LIS_SCALAR x[], LIS_SCALAR y[],
                             LIS_SCALAR z[])
Fortran subroutine lis_array_pdiv(LIS_INTEGER n, LIS_SCALAR x(), LIS_SCALAR y(),
                                 LIS_SCALAR z(), LIS_INTEGER ierr)
```

Description

Divide each element of vector x by the corresponding element of y .

Input

| | |
|-------------------|--------------------------------------|
| <code>n</code> | The size of the vectors |
| <code>x, y</code> | The arrays that store vectors x, y |

Output

| | |
|-------------------|---|
| <code>z</code> | The array that stores the divided elements of x |
| <code>ierr</code> | The return code |

6.6.9 lis_array_set_all

```
C      LIS_INT lis_array_set_all(LIS_INT n, LIS_SCALAR value, LIS_SCALAR x[])
Fortran subroutine lis_array_set_all(LIS_INTEGER n, LIS_SCALAR value,
      LIS_SCALAR x(), LIS_INTEGER ierr)
```

Description

Assign the scalar value to the elements of vector x .

Input

| | |
|--------------------|----------------------------------|
| <code>n</code> | The size of the vector |
| <code>value</code> | The scalar value to be assigned |
| <code>x</code> | The array that stores vector x |

Output

| | |
|-------------------|---|
| <code>x</code> | The array with the value assigned to the elements |
| <code>ierr</code> | The return code |

6.6.10 lis_array_abs

```
C      LIS_INT lis_array_abs(LIS_INT n, LIS_SCALAR x[])
Fortran subroutine lis_array_abs(LIS_INTEGER n, LIS_SCALAR x(), LIS_INTEGER ierr)
```

Description

Get the absolute values of the elements of vector x .

Input

| | |
|----------------|----------------------------------|
| <code>n</code> | The size of the vector |
| <code>x</code> | The array that stores vector x |

Output

| | |
|-------------------|---|
| <code>x</code> | The array that stores the absolute values |
| <code>ierr</code> | The return code |

6.6.11 lis_array_reciprocal

```
C      LIS_INT lis_array_reciprocal(LIS_INT n, LIS_SCALAR x[])
Fortran subroutine lis_array_reciprocal(LIS_INTEGER n, LIS_SCALAR x(),
      LIS_INTEGER ierr)
```

Description

Get the reciprocal values of the elements of vector x .

Input

| | |
|----------------|----------------------------------|
| <code>n</code> | The size of the vector |
| <code>x</code> | The array that stores vector x |

Output

| | |
|-------------------|---|
| <code>x</code> | The array that stores the reciprocal values |
| <code>ierr</code> | The return code |

6.6.12 lis_array_shift

```
C      LIS_INT lis_array_shift(LIS_INT n, LIS_SCALAR alpha, LIS_SCALAR x[])
Fortran subroutine lis_array_shift(LIS_INTEGER n, LIS_SCALAR alpha, LIS_SCALAR x(),
      LIS_INTEGER ierr)
```

Description

Get the shifted values of the elements of vector x .

Input

| | |
|--------------------|----------------------------------|
| <code>n</code> | The size of the vector |
| <code>alpha</code> | The amount of the shift |
| <code>x</code> | The array that stores vector x |

Output

| | |
|-------------------|--|
| <code>x</code> | The array that stores the shifted values |
| <code>ierr</code> | The return code |

6.6.13 lis_array_dot

```
C      LIS_INT lis_array_dot(LIS_INT n, LIS_SCALAR x[], LIS_SCALAR y[],
                           LIS_SCALAR *value)
Fortran subroutine lis_array_dot(LIS_INTEGER n, LIS_SCALAR x(), LIS_SCALAR y(),
                               LIS_SCALAR value, LIS_INTEGER ierr)
```

Description

Calculate the inner product $x^T y$ of vectors x, y .

Input

| | |
|------|--------------------------------------|
| n | The size of the vectors |
| x, y | The arrays that store vectors x, y |

Output

| | |
|-------|-------------------|
| value | The inner product |
| ierr | The return code |

6.6.14 lis_array_nrm1

```
C      LIS_INT lis_array_nrm1(LIS_INT n, LIS_SCALAR x[], LIS_REAL *value)
Fortran subroutine lis_array_nrm1(LIS_INTEGER n, LIS_SCALAR x(), LIS_REAL value,
                                LIS_INTEGER ierr)
```

Description

Calculate the 1-norm of vector x .

Input

| | |
|---|----------------------------------|
| n | The size of the vector |
| x | The array that stores vector x |

Output

| | |
|-------|--------------------------|
| value | The 1-norm of the vector |
| ierr | The return code |

6.6.15 lis_array_nrm2

```
C      LIS_INT lis_array_nrm2(LIS_INT n, LIS_SCALAR x[], LIS_REAL *value)
Fortran subroutine lis_array_nrm2(LIS_INTEGER n, LIS_SCALAR x(), LIS_REAL value,
                                LIS_INTEGER ierr)
```

Description

Calculate the 2-norm of vector x .

Input

| | |
|----------------|----------------------------------|
| <code>n</code> | The size of the vector |
| <code>x</code> | The array that stores vector x |

Output

| | |
|--------------------|--------------------------|
| <code>value</code> | The 2-norm of the vector |
| <code>ierr</code> | The return code |

6.6.16 lis_array_nrmi

```
C      LIS_INT lis_array_nrmi(LIS_INT n, LIS_SCALAR x[], LIS_REAL *value)
Fortran subroutine lis_array_nrmi(LIS_INTEGER n, LIS_SCALAR x(), LIS_REAL value,
                                LIS_INTEGER ierr)
```

Description

Calculate the infinity norm of vector x .

Input

| | |
|----------------|----------------------------------|
| <code>n</code> | The size of the vector |
| <code>x</code> | The array that stores vector x |

Output

| | |
|--------------------|---------------------------------|
| <code>value</code> | The infinity norm of the vector |
| <code>ierr</code> | The return code |

6.6.17 lis_array_sum

```
C      LIS_INT lis_array_sum(LIS_INT n, LIS_SCALAR x[], LIS_SCALAR *value)
Fortran subroutine lis_array_sum(LIS_INTEGER n, LIS_SCALAR x(), LIS_SCALAR value,
                                LIS_INTEGER ierr)
```

Description

Calculate the sum of the elements of vector x .

Input

| | |
|----------------|----------------------------------|
| <code>n</code> | The size of the vector |
| <code>x</code> | The array that stores vector x |

Output

| | |
|--------------------|--------------------------------|
| <code>value</code> | The sum of the vector elements |
| <code>ierr</code> | The return code |

6.6.18 lis_array_matvec

```
C      LIS_INT lis_array_matvec(LIS_INT n, LIS_SCALAR a[], LIS_SCALAR x[],  
                               LIS_SCALAR y[], LIS_INT op)  
Fortran subroutine lis_array_matvec(LIS_INTEGER n, LIS_SCALAR a(), LIS_SCALAR x(),  
                                   LIS_SCALAR y(), LIS_INTEGER op, LIS_INTEGER ierr)
```

Description

Calculate the matrix-vector product Ax .

Input

| | |
|----|--|
| n | The size of the matrix and vectors |
| a | The array that stores matrix A of size $n \times n$ |
| x | The array that stores vector x of size n |
| y | The array that stores vector y of size n |
| op | LIS_INS.VALUE : $y = Ax$ LIS_SUB.VALUE : $y = y - Ax$ |

Output

| | |
|------|-----------------|
| y | y |
| ierr | The return code |

6.6.19 lis_array_matvect

```
C      LIS_INT lis_array_matvect(LIS_INT n, LIS_SCALAR a[], LIS_SCALAR x[],  
                                LIS_SCALAR y[], LIS_INT op)  
Fortran subroutine lis_array_matvect(LIS_INTEGER n, LIS_SCALAR a(), LIS_SCALAR x(),  
                                    LIS_SCALAR y(), LIS_INTEGER op, LIS_INTEGER ierr)
```

Description

Calculate the matrix-vector product $A^T x$.

Input

| | |
|----|--|
| n | The size of the matrix and vectors |
| a | The array that stores matrix A of size $n \times n$ |
| x | The array that stores vector x of size n |
| y | The array that stores vector y of size n |
| op | LIS_INS.VALUE : $y = A^T x$ LIS_SUB.VALUE : $y = y - A^T x$ |

Output

| | |
|------|-----------------|
| y | y |
| ierr | The return code |

6.6.20 lis_array_matvec_ns

```
C      LIS_INTEGER lis_array_matvec_ns(LIS_INT m, LIS_INT n, LIS_SCALAR a[],
      LIS_INT lda, LIS_SCALAR x[], LIS_SCALAR y[], LIS_INT op)
Fortran subroutine lis_array_matvec_ns(LIS_INTEGER m, LIS_INTEGER n, LIS_SCALAR a()
      LIS_INTEGER lda, LIS_SCALAR x(), LIS_SCALAR y(), LIS_INTEGER op,
      LIS_INTEGER ierr)
```

Description

Calculate the matrix-vector product Ax , where matrix A is not square.

Input

| | |
|------|--|
| m, n | The sizes of the matrix and vectors |
| a | The array that stores matrix A of size $m \times n$ |
| lda | The size of the leading dimension of array A |
| x | The array that stores vector x of size n |
| y | The array that stores vector y of size m |
| op | LIS_INS_VALUE : $y = Ax$ LIS_SUB_VALUE : $y = y - Ax$ |

Output

| | |
|------|-----------------|
| y | y |
| ierr | The return code |

6.6.21 lis_array_matmat

```
C      LIS_INT lis_array_matmat(LIS_INT n, LIS_SCALAR a[], LIS_SCALAR b[],  
      LIS_SCALAR c[], LIS_INT op)  
Fortran subroutine lis_array_matmat(LIS_INTEGER n, LIS_SCALAR a(), LIS_SCALAR b(),  
      LIS_SCALAR c(), LIS_INTEGER op, LIS_INTEGER ierr)
```

Description

Calculate the matrix-matrix product AB .

Input

| | |
|----|--|
| n | The size of the matrices |
| a | The array that stores matrix A of size $n \times n$ |
| b | The array that stores matrix B of size $n \times n$ |
| c | The array that stores matrix C of size $n \times n$ |
| op | LIS_INS_VALUE : $C = AB$ LIS_SUB_VALUE : $C = C - AB$ |

Output

| | |
|------|-----------------|
| c | C |
| ierr | The return code |

6.6.22 lis_array_matmat_ns

```

C      LIS_INT lis_array_matmat_ns(LIS_INT l, LIS_INT m, LIS_INT n,
      LIS_SCALAR a[], LIS_INT lda, LIS_SCALAR b[], LIS_INT ldb, LIS_SCALAR c[],
      LIS_INT ldc, LIS_INT op)
Fortran subroutine lis_array_matmat_ns(LIS_INTEGER l, LIS_INTEGER m, LIS_INTEGER n,
      LIS_SCALAR a(), LIS_INTEGER lda, LIS_SCALAR b(), LIS_INTEGER ldb,
      LIS_SCALAR c(), LIS_INTEGER ldc, LIS_INTEGER op, LIS_INTEGER ierr)

```

Description

Calculate the matrix-matrix product AB , where matrices A, B are not square.

Input

| | |
|------|--|
| m, n | The sizes of the matrices |
| a | The array that stores matrix A of size $l \times m$ |
| lda | The size of the leading dimension of matrix A |
| b | The array that stores matrix B of size $m \times n$ |
| ldb | The size of the leading dimension of matrix B |
| c | The array that stores matrix C of size $l \times n$ |
| ldc | The size of the leading dimension of matrix C |
| op | LIS_INS_VALUE : $C = AB$ LIS_SUB_VALUE : $C = C - AB$ |

Output

| | |
|------|-----------------|
| c | C |
| ierr | The return code |

6.6.23 lis_array_ge

```
C      LIS_INT lis_array_ge(LIS_INT n, LIS_SCALAR a[])
Fortran subroutine lis_solve(LIS_INTEGER n, LIS_SCALAR a(), LIS_INTEGER ierr)
```

Description

Calculate the inverse of matrix A with the Gaussian elimination.

Input

| | |
|---|---|
| n | The size of the matrix |
| a | The array that stores matrix A of size $n \times n$ |

Output

| | |
|------|----------------------|
| a | The inverse A^{-1} |
| ierr | The return code |

6.6.24 lis_array_solve

```
C      LIS_INT lis_array_solve(LIS_INT n, LIS_SCALAR a[], LIS_SCALAR b[],
                             LIS_SCALAR x[], LIS_SCALAR w[])
Fortran subroutine lis_array_solve(LIS_INTEGER n, LIS_SCALAR a(), LIS_SCALAR b(),
                             LIS_SCALAR x(), LIS_SCALAR w(), LIS_INTEGER ierr)
```

Description

Solve the linear equation $Ax = b$ with the direct method.

Input

| | |
|---|---|
| n | The size of the matrix |
| a | The array that stores coefficient matrix A of size $n \times n$ |
| b | The array that stores right-hand side vector b of size n |
| w | The work array of size $n \times n$ |

Output

| | |
|------|------------------------------------|
| x | The array that stores solution x |
| ierr | The return code |

6.6.25 lis_array_cgs

```
C      LIS_INT lis_array_cgs(LIS_INT n, LIS_SCALAR a[], LIS_SCALAR q[],
                           LIS_SCALAR r[])
Fortran subroutine lis_array_cgs(LIS_INTEGER n, LIS_SCALAR a(), LIS_SCALAR q(),
                               LIS_SCALAR r(), LIS_INTEGER ierr)
```

Description

Calculate the QR factorization $QR = A$ with the classical Gram-Schmidt process.

Input

| | |
|---|---|
| n | The size of the matrices |
| a | The array that stores matrix A of size $n \times n$ |

Output

| | |
|------|--|
| q | The array that stores orthogonal matrix Q of size $n \times n$ |
| r | The array that stores upper-triangular matrix R of size $n \times n$ |
| ierr | The return code |

6.6.26 lis_array_mgs

```
C      LIS_INT lis_array_mgs(LIS_INT n, LIS_SCALAR a[], LIS_SCALAR q[],
                           LIS_SCALAR r[])
Fortran subroutine lis_array_mgs(LIS_INTEGER n, LIS_SCALAR a(), LIS_SCALAR q(),
                               LIS_SCALAR r(), LIS_INTEGER ierr)
```

Description

Calculate the QR factorization $QR = A$ with the modified Gram-Schmidt process.

Input

| | |
|---|---|
| n | The size of the matrices |
| a | The array that stores matrix A of size $n \times n$ |

Output

| | |
|------|--|
| q | The array that stores orthogonal matrix Q of size $n \times n$ |
| r | The array that stores upper-triangular matrix R of size $n \times n$ |
| ierr | The return code |

6.6.27 lis_array_qr

```
C      LIS_INT lis_array_qr(LIS_INT n, LIS_SCALAR a[], LIS_SCALAR q[],
                           LIS_SCALAR r[], LIS_INT *qr iter, LIS_REAL *qr err)
Fortran subroutine lis_array_qr(LIS_INTEGER n, LIS_SCALAR a(), LIS_SCALAR q(),
                               LIS_SCALAR r(), LIS_INTEGER qr iter, LIS_REAL qr err, LIS_INTEGER ierr)
```

Description

Calculate the eigenvalues of matrix A with the QR algorithm.

Input

| | |
|---|---|
| n | The size of the matrices |
| a | The array that stores symmetric matrix A of size $n \times n$ |
| q | The work array of size $n \times n$ |
| r | The work array of size $n \times n$ |

Output

| | |
|---------|---|
| a | The array that stores the block upper-triangular matrix with eigenvalues in the block diagonal elements after similarity transformation |
| qr iter | The number of iterations of the QR algorithm |
| qr err | The 2-norm of the first subdiagonal element $A(2, 1)$ after similarity transformation |
| ierr | The return code |

6.7 Operating External Files

6.7.1 lis_input

```
C      LIS_INT lis_input(LIS_MATRIX A, LIS_VECTOR b, LIS_VECTOR x, char *filename)
Fortran subroutine lis_input(LIS_MATRIX A, LIS_VECTOR b, LIS_VECTOR x,
                           character filename, LIS_INTEGER ierr)
```

Description

Read the matrix and vector data from the external file.

Input

| | |
|----------|-----------------|
| filename | The source file |
|----------|-----------------|

Output

| | |
|------|--|
| A | The matrix in the specified storage format |
| b | The right-hand side vector |
| x | The solution |
| ierr | The return code |

Note

The following file formats are supported:

- The extended Matrix Market format (extended to allow vector data)
- The Harwell-Boeing format

6.7.2 lis_input_vector

```
C      LIS_INT lis_input_vector(LIS_VECTOR v, char *filename)
Fortran subroutine lis_input_vector(LIS_VECTOR v, character filename,
                                   LIS_INTEGER ierr)
```

Description

Read the vector data from the external file.

Input

| | |
|----------|-----------------|
| filename | The source file |
|----------|-----------------|

Output

| | |
|------|-----------------|
| v | The vector |
| ierr | The return code |

Note

The following file formats are supported:

- The PLAIN format
- The extended Matrix Market format (extended to allow vector data)

```
C      LIS_INT lis_input_matrix(LIS_MATRIX A, char *filename)
Fortran subroutine lis_input_matrix(LIS_MATRIX A, character filename,
      LIS_INTEGER ierr)
```

Read the matrix data from the external file.

| | |
|----------|-----------------|
| filename | The source file |
|----------|-----------------|

| | |
|-------------|--|
| A | The matrix in the specified storage format |
| x | The solution |
| ierr | The return code |

The following file formats are supported:

- ### 6.7.4 lis_output

| Description |
|-------------|
|-------------|

Write the matrix and vector data into the external file.

| | |
|-----------------|---|
| A | The matrix |
| b | The right-hand side vector (If no vector is written to the external file, then NULL must be input.) |
| x | The solution (If no vector is written to the external file, then NULL must be input.) |
| format | The file format |
| | LIS_FMT_MM The Matrix Market format |
| filename | The destination file |

| | |
|------|-----------------|
| ierr | The return code |
|------|-----------------|

6.7.5 lis_output_vector

```
C      LIS_INT lis_output_vector(LIS_VECTOR v, LIS_INT format, char *filename)
Fortran subroutine lis_output_vector(LIS_VECTOR v, LIS_INTEGER format,
      character filename, LIS_INTEGER ierr)
```

Description

Write the vector data into the external file.

Input

| | | |
|----------|----------------------|--------------------------|
| v | The vector | |
| format | The file format | |
| | LIS_FMT_PLAIN | The PLAIN format |
| | LIS_FMT_MM | The Matrix Market format |
| filename | The destination file | |

Output

| | |
|------|-----------------|
| ierr | The return code |
|------|-----------------|

6.7.6 lis_output_matrix

```
C      LIS_INT lis_output_matrix(LIS_MATRIX A, LIS_INT format, char *filename)
Fortran subroutine lis_output_matrix(LIS_MATRIX A, LIS_INTEGER format,
      character filename, LIS_INTEGER ierr)
```

Description

Write the matrix data into the external file.

Input

| | | |
|----------|----------------------|--------------------------|
| A | The matrix | |
| format | The file format | |
| | LIS_FMT_MM | The Matrix Market format |
| filename | The destination file | |

Output

| | |
|------|-----------------|
| ierr | The return code |
|------|-----------------|

6.8 Other Functions

6.8.1 lis_initialize

```
C      LIS_INT lis_initialize(LIS_INT* argc, char** argv[])
Fortran subroutine lis_initialize(LIS_INTEGER ierr)
```

Description

Initialize the execution environment.

Input

| | |
|-------------------|--------------------------------------|
| <code>argc</code> | The number of command line arguments |
| <code>argv</code> | The command line argument |

Output

| | |
|-------------------|-----------------|
| <code>ierr</code> | The return code |
|-------------------|-----------------|

6.8.2 lis_finalize

```
C      LIS_INT lis_finalize()
Fortran subroutine lis_finalize(LIS_INTEGER ierr)
```

Description

Finalize the execution environment.

Input

None

Output

| | |
|-------------------|-----------------|
| <code>ierr</code> | The return code |
|-------------------|-----------------|

6.8.3 lis_wtime

```
C      double lis_wtime()
Fortran function lis_wtime()
```

Description

Measure the elapsed time.

Input

None

Output

The elapsed time in seconds from the given point is returned as the double precision number.

Note

To measure the processing time, call `lis_wtime` to get the starting time, call it again to get the ending time, and calculate the difference.

6.8.4 CHKERR

```
C      void CHKERR(LIS_INT ierr)
Fortran subroutine CHKERR(LIS_INTEGER ierr)
```

Description

Check the value of the return code.

Input

| | |
|-------------------|-----------------|
| <code>ierr</code> | The return code |
|-------------------|-----------------|

Output

None

Note

If the value of the return code is not 0, it calls `lis_finalize` and terminates the program.

References

- [1] A. Nishida. Experience in Developing an Open Source Scalable Software Infrastructure in Japan. *Lecture Notes in Computer Science* 6017, pp. 87-98, Springer, 2010.
- [2] M. R. Hestenes and E. Stiefel. Methods of Conjugate Gradients for Solving Linear Systems. *Journal of Research of the National Bureau of Standards*, Vol. 49, No. 6, pp. 409-436, 1952.
- [3] C. Lanczos. Solution of Linear Equations by Minimized Iterations. *Journal of Research of the National Bureau of Standards*, Vol. 49, No. 1, pp. 33-53, 1952.
- [4] R. Fletcher. Conjugate Gradient Methods for Indefinite Systems. *Lecture Notes in Mathematics* 506, pp. 73-89, Springer, 1976.
- [5] T. Sogabe, M. Sugihara, and S. Zhang. An Extension of the Conjugate Residual Method to Nonsymmetric Linear Systems. *Journal of Computational and Applied Mathematics*, Vol. 226, No. 1, pp. 103-113, 2009.
- [6] P. Sonneveld. CGS, A Fast Lanczos-Type Solver for Nonsymmetric Linear Systems. *SIAM Journal on Scientific and Statistical Computing*, Vol. 10, No. 1, pp. 36-52, 1989.
- [7] K. Abe, T. Sogabe, S. Fujino, and S. Zhang. A Product-Type Krylov Subspace Method Based on Conjugate Residual Method for Nonsymmetric Coefficient Matrices (in Japanese). *IPSJ Transactions on Advanced Computing Systems*, Vol. 48, No. SIG8(ACS18), pp. 11-21, 2007.
- [8] H. van der Vorst. Bi-CGSTAB: A Fast and Smoothly Converging Variant of Bi-CG for the Solution of Nonsymmetric Linear Systems. *SIAM Journal on Scientific and Statistical Computing*, Vol. 13, No. 2, pp. 631-644, 1992.
- [9] S. Zhang. Generalized Product-Type Methods Preconditionings Based on Bi-CG for Solving Nonsymmetric Linear Systems. *SIAM Journal on Scientific Computing*, Vol. 18, No. 2, pp. 537-551, 1997.
- [10] S. Fujino, M. Fujiwara, and M. Yoshida. A Proposal of Preconditioned BiCGSafe Method with Safe Convergence. *Proceedings of The 17th IMACS World Congress on Scientific Computation, Applied Mathematics and Simulation*, CD-ROM, 2005.
- [11] S. Fujino and Y. Onoue. Estimation of BiCRSafe Method Based on Residual of BiCR Method (in Japanese). *IPSJ SIG Technical Report*, 2007-HPC-111, pp. 25-30, 2007.
- [12] G. L. G. Sleijpen, H. A. van der Vorst, and D. R. Fokkema. BiCGstab(l) and Other Hybrid Bi-CG Methods. *Numerical Algorithms*, Vol. 7, No. 1, pp. 75-109, 1994.
- [13] R. W. Freund. A Transpose-Free Quasi-Minimal Residual Algorithm for Non-Hermitian Linear Systems. *SIAM Journal on Scientific Computing*, Vol. 14, No. 2, pp. 470-482, 1993.
- [14] K. R. Biermann. Eine unveröffentlichte Jugendarbeit C. G. J. Jacobi über wiederholte Funktionen. *Journal für die reine und angewandte Mathematik*, Vol. 207, pp. 996-112, 1961.
- [15] S. C. Eisenstat, H. C. Elman, and M. H. Schultz. Variational Iterative Methods for Nonsymmetric Systems of Linear Equations. *SIAM Journal on Numerical Analysis*, Vol. 20, No. 2, pp. 345-357, 1983.
- [16] C. F. Gauss. *Theoria Motus Corporum Coelestium in Sectionibus Conicis Solem. Perthes et Besser*, 1809.
- [17] L. Seidel. Über ein Verfahren, die Gleichungen, auf welche die Methode der kleinsten Quadrate führt, sowie lineäre Gleichungen überhaupt, durch successive Annäherung aufzulösen. *Abhandlungen der Bayerischen Akademie*, Vol. 11, pp. 81-108, 1873.

- [18] Y. Saad and M. H. Schultz. GMRES: A Generalized Minimal Residual Algorithm for Solving Nonsymmetric Linear Systems. *SIAM Journal on Scientific and Statistical Computing*, Vol. 7, No. 3, pp. 856–869, 1986.
- [19] D. M. Young. *Iterative Methods for Solving Partial Difference Equations of Elliptic Type*. Doctoral Thesis, Harvard University, 1950.
- [20] S. P. Frankel. Convergence Rates of Iterative Treatments of Partial Differential Equations. *Mathematical Tables and Other Aids to Computation*, Vol. 4, No. 30, pp. 65–75, 1950.
- [21] Y. Saad. A Flexible Inner-outer Preconditioned GMRES Algorithm. *SIAM Journal on Scientific and Statistical Computing*, Vol. 14, No. 2, pp. 461–469, 1993.
- [22] P. Sonnerfeld and M. B. van Gijzen. IDR(s): a Family of Simple and Fast Algorithms for Solving Large Nonsymmetric Systems of Linear Equations. *SIAM Journal on Scientific Computing*, Vol. 31, No. 2, pp. 1035–1062, 2008.
- [23] C. C. Paige and M. A. Saunders. Solution of Sparse Indefinite Systems of Linear Equations. *SIAM Journal on Numerical Analysis*, Vol. 12, No. 4, pp. 617–629, 1975.
- [24] H. A. van der Vorst and J. B. M. Melissen. A Petrov-Galerkin Type Method for Solving $Ax = b$, where A is Symmetric Complex. *IEEE Transactions on Magnetics*, Vol. 26, No. 2, pp. 706–708, 1990.
- [25] T. Sogabe and S. Zhang. A COCR Method for Solving Complex Symmetric Linear Systems. *Journal of Computational and Applied Mathematics*, Vol. 199, No. 2, pp. 297–303, 2007.
- [26] R. von Mises and H. Pollaczek-Geiringer. *Praktische Verfahren der Gleichungsauflösung*. *Zeitschrift für Angewandte Mathematik und Mechanik*, Vol. 9, No. 2, pp. 152–164, 1929.
- [27] H. Wielandt. Beiträge zur mathematischen Behandlung komplexer Eigenwertprobleme, Teil V: Bestimmung höherer Eigenwerte durch gebrochene Iteration. Bericht B 44/J/37, Aerodynamische Versuchsanstalt Göttingen, 1944.
- [28] J. W. S. Rayleigh. Some General Theorems relating to Vibrations. *Proceedings of the London Mathematical Society*, Vol. 4, No. 1, pp. 357–368, 1873.
- [29] A. V. Knyazev. Toward the Optimal Preconditioned Eigensolver: Locally Optimal Block Preconditioned Conjugate Gradient Method. *SIAM Journal on Scientific Computing*, Vol. 23, No. 2, pp. 517–541, 2001.
- [30] E. Suetomi and H. Sekimoto. Conjugate Gradient Like Methods and Their Application to Eigenvalue Problems for Neutron Diffusion Equation. *Annals of Nuclear Energy*, Vol. 18, No. 4, pp. 205–227, 1991.
- [31] G. L. G. Sleijpen and H. A. van der Vorst. A Jacobi-Davidson Iteration Method for Linear Eigenvalue Problems. *SIAM Journal on Matrix Analysis and Applications*, Vol. 17, No. 2, pp. 401–425, 1996.
- [32] H. R. Rutishauser. Computational Aspects of F. L. Bauser’s Simultaneous Iteration Method. *Numerische Mathematik*, Vol. 13, No. 1, pp. 4–13, 1969.
- [33] C. Lanczos. An Iteration Method for the Solution of the Eigenvalue Problem of Linear Differential and Integral Operators. *Journal of Research of the National Bureau of Standards*, Vol. 45, No. 4, pp. 255–282, 1950.
- [34] W. E. Arnoldi. The Principle of Minimized Iterations in the Solution of the Matrix Eigenvalue Problems. *Quarterly of Applied Mathematics*, Vol. 9, No. 17, pp. 17–29, 1951.
- [35] O. Axelsson. A Survey of Preconditioned Iterative Methods for Linear Systems of Equations. *BIT*, Vol. 25, No. 1, pp. 166–187, 1985.

- [36] I. Gustafsson. A Class of First Order Factorization Methods. BIT, Vol. 18, No. 2, pp. 142–156, 1978.
- [37] K. Nakajima, H. Nakamura, and T. Tanahashi. Parallel Iterative Solvers with Localized ILU Preconditioning. Lecture Notes in Computer Science 1225, pp. 342–350, 1997.
- [38] Y. Saad. ILUT: A Dual Threshold Incomplete LU Factorization. Numerical Linear Algebra with Applications, Vol. 1, No. 4, pp. 387–402, 1994.
- [39] Y. Saad, et al. ITSOL: ITERATIVE SOLVERS Package. <http://www-users.cs.umn.edu/~saad/software/ITSOL/>.
- [40] N. Li, Y. Saad, and E. Chow. Crout Version of ILU for General Sparse Matrices. SIAM Journal on Scientific Computing, Vol. 25, No. 2, pp. 716–728, 2003.
- [41] T. Kohno, H. Kotakemori, and H. Niki. Improving the Modified Gauss-Seidel Method for Z-matrices. Linear Algebra and its Applications, Vol. 267, pp. 113–123, 1997.
- [42] A. Fujii, A. Nishida, and Y. Oyanagi. Evaluation of Parallel Aggregate Creation Orders : Smoothed Aggregation Algebraic Multigrid Method. High Performance Computational Science and Engineering, pp. 99–122, Springer, 2005.
- [43] K. Abe, S. Zhang, H. Hasegawa, and R. Himeno. A SOR-base Variable Preconditioned CGR Method (in Japanese). Transactions of the JSIAM, Vol. 11, No. 4, pp. 157–170, 2001.
- [44] R. Bridson and W. P. Tang. Refining an Approximate Inverse. Journal of Computational and Applied Mathematics, Vol. 123, No. 1-2, pp. 293–306, 2000.
- [45] T. Chan and T. Mathew. Domain Decomposition Algorithms. Acta Numerica, Vol. 3, pp. 61–143, 1994.
- [46] M. Dryja and O. B. Widlund. Domain Decomposition Algorithms with Small Overlap. SIAM Journal on Scientific Computing, Vol. 15, No. 3, pp. 604–620, 1994.
- [47] H. Kotakemori, H. Hasegawa, and A. Nishida. Performance Evaluation of a Parallel Iterative Method Library using OpenMP. Proceedings of the 8th International Conference on High Performance Computing in Asia Pacific Region, pp. 432–436, IEEE, 2005.
- [48] H. Kotakemori, H. Hasegawa, T. Kajiyama, A. Nukada, R. Suda, and A. Nishida. Performance Evaluation of Parallel Sparse Matrix-Vector Products on SGI Altix 3700. Lecture Notes in Computer Science 4315, pp. 153–163, Springer, 2008.
- [49] D. H. Bailey. A Fortran-90 Double-Double Library. <http://crd-legacy.lbl.gov/~dhbailey/mpdist/>.
- [50] Y. Hida, X. S. Li, and D. H. Bailey. Algorithms for Quad-Double Precision Floating Point Arithmetic. Proceedings of the 15th Symposium on Computer Arithmetic, pp. 155–162, 2001.
- [51] T. Dekker. A Floating-Point Technique for Extending the Available Precision. Numerische Mathematik, Vol. 18, No. 3, pp. 224–242, 1971.
- [52] D. E. Knuth. The Art of Computer Programming: Seminumerical Algorithms, Vol. 2. Addison-Wesley, 1969.
- [53] D. H. Bailey. High-Precision Floating-Point Arithmetic in Scientific Computation. Computing in Science and Engineering, Vol. 7, No. 3, pp. 54–61, IEEE, 2005.
- [54] Intel Fortran Compiler for Linux Systems User’s Guide, Vol I. Intel Corporation, 2004.
- [55] H. Kotakemori, A. Fujii, H. Hasegawa, and A. Nishida. Implementation of Fast Quad Precision Operation and Acceleration with SSE2 for Iterative Solver Library (in Japanese). IPSJ Transactions on Advanced Computing Systems, Vol. 1, No. 1, pp. 73–84, 2008.

- [56] R. Courant and D. Hilbert. *Methods of Mathematical Physics*. Wiley-VCH, 1989.
- [57] C. Lanczos. *The Variational Principles of Mechanics*, 4th Edition. University of Toronto Press, 1970.
- [58] J. H. Wilkinson. *The Algebraic Eigenvalue Problem*. Oxford University Press, 1988.
- [59] D. M. Young. *Iterative Solution of Large Linear Systems*. Academic Press, 1971.
- [60] G. H. Golub and C. F. Van Loan. *Matrix Computations*, 3rd Edition. The Johns Hopkins University Press, 1996.
- [61] J. J. Dongarra, I. S. Duff, D. C. Sorensen, and H. A. van der Vorst. *Solving Linear Systems on Vector and Shared Memory Computers*. SIAM, 1991.
- [62] Y. Saad. *Numerical Methods for Large Eigenvalue Problems*. Halsted Press, 1992.
- [63] R. Barrett, et al. *Templates for the Solution of Linear Systems: Building Blocks for Iterative Methods*. SIAM, 1994.
- [64] Y. Saad. *Iterative Methods for Sparse Linear Systems*. Second Edition. SIAM, 2003.
- [65] A. Greenbaum. *Iterative Methods for Solving Linear Systems*. SIAM, 1997.
- [66] Z. Bai, et al. *Templates for the Solution of Algebraic Eigenvalue Problems*. SIAM, 2000.
- [67] J. H. Wilkinson and C. Reinsch. *Handbook for Automatic Computation*, Vol. 2: Linear Algebra. Grundlehren Der Mathematischen Wissenschaften, Vol. 186, Springer, 1971.
- [68] B. T. Smith, J. M. Boyle, Y. Ikebe, V. C. Klema, and C. B. Moler. *Matrix Eigensystem Routines: EISPACK Guide*, 2nd ed. Lecture Notes in Computer Science 6, Springer, 1970.
- [69] B. S. Garbow, J. M. Boyle, J. J. Dongarra, and C. B. Moler. *Matrix Eigensystem Routines: EISPACK Guide Extension*. Lecture Notes in Computer Science 51, Springer, 1972.
- [70] J. J. Dongarra, J. R. Bunch, G. B. Moler, and G. M. Stewart. *LINPACK Users' Guide*. SIAM, 1979.
- [71] J. R. Rice and R. F. Boisvert. *Solving Elliptic Problems Using ELLPACK*. Springer, 1985.
- [72] E. Anderson, et al. *LAPACK Users' Guide*. 3rd ed. SIAM, 1987.
- [73] J. Dongarra, A. Lumsdaine, R. Pozo, and K. Remington. *A Sparse Matrix Library in C++ for High Performance Architectures*. Proceedings of the Second Object Oriented Numerics Conference, pp. 214–218, 1992.
- [74] I. S. Duff, R. G. Grimes, and J. G. Lewis. *Users' Guide for the Harwell-Boeing Sparse Matrix Collection (Release I)*. Technical Report TR/PA/92/86, CERFACS, 1992.
- [75] Y. Saad. *SPARSKIT: A Basic Tool Kit for Sparse Matrix Computations*, Version 2, 1994. <http://www-users.cs.umn.edu/~saad/software/SPARSKIT/>.
- [76] A. Geist, et al. *PVM: Parallel Virtual Machine*. MIT Press, 1994.
- [77] R. Bramley and X. Wang. *SPLIB: A Library of Iterative Methods for Sparse Linear System*. Technical Report, Department of Computer Science, Indiana University, 1995.
- [78] R. F. Boisvert, et al. *The Matrix Market Exchange Formats: Initial Design*. Technical Report NISTIR 5935, National Institute of Standards and Technology, 1996.
- [79] L. S. Blackford, et al. *ScaLAPACK Users' Guide*. SIAM, 1997.
- [80] R. B. Lehoucq, D. C. Sorensen, and C. Yang. *ARPACK Users' Guide: Solution of Large-Scale Eigenvalue Problems with Implicitly-Restarted Arnoldi Methods*. SIAM, 1998.

- [81] R. S. Tuminaro, et al. Official Aztec User's Guide, Version 2.1. Technical Report SAND99-8801J, Sandia National Laboratories, 1999.
- [82] W. Gropp, E. Lusk, and A. Skjellum. Using MPI, 2nd Edition: Portable Parallel Programming with the Message-Passing Interface. MIT Press, 1999.
- [83] K. Garatani, H. Nakamura, H. Okuda, and G. Yagawa. GeoFEM: High Performance Parallel FEM for Solid Earth. Lecture Notes in Computer Science 1593, pp. 133–140, Springer, 1999.
- [84] S. Balay, et al. PETSc Users Manual. Technical Report ANL-95/11, Argonne National Laboratory, 2004.
- [85] V. Hernandez, J. E. Roman, and V. Vidal. SLEPc: A Scalable and Flexible Toolkit for the Solution of Eigenvalue Problems. ACM Transactions on Mathematical Software, Vol. 31, No. 3, pp. 351–362, 2005.
- [86] M. A. Heroux, et al. An Overview of the Trilinos Project. ACM Transactions on Mathematical Software, Vol. 31, No. 3, pp. 397–423, 2005.
- [87] R. D. Falgout, J. E. Jones, and U. M. Yang. The Design and Implementation of hypre, a Library of Parallel High Performance Preconditioners. Lecture Notes in Computational Science and Engineering 51, pp. 209–236, Springer, 2006.
- [88] B. Chapman, G. Jost, and R. van der Pas. Using OpenMP: Portable Shared Memory Parallel Programming. MIT Press, 2007.
- [89] J. Dongarra and M. Heroux. Toward a New Metric for Ranking High Performance Computing Systems. Technical Report SAND2013-4744, Sandia National Laboratories, 2013.

A File Formats

This section describes the file formats available for the library. Note that both the upper and lower triangular entries need to be stored irrespective of whether the matrix is symmetric or not in Harwell-Boeing Format.

A.1 Extended Matrix Market Format

The Matrix Market format does not support the vector data. The extended Matrix Market format is the extension of the Matrix Market format to handle the matrix and vector data. Assume that the number of nonzero elements of matrix $A = (a_{ij})$ of size $M \times N$ is L and that $a_{ij} = A(I, J)$. The format is as follows:

```
%%MatrixMarket matrix coordinate real general  <-- Header
%
%                                         <--+
%                                         | Comment lines with 0 or more lines
%                                         <--+
M N L B X                               <-- Numbers of rows, columns, and
I1 J1 A(I1,J1)                         <--+   nonzero elements (0 or 1) (0 or 1)
I2 J2 A(I2,J2)                         | Row and column number values
. . .                                  | The index is one-origin
IL JL A(IL,JL)                         <--+
I1 B(I1)                               <--+
I2 B(I2)                               | Exists only when B=1
. . .                                  | Row number value
IM B(IM)                              <--+
I1 X(I1)                              <--+
I2 X(I2)                              | Exists only when X=1
. . .                                  | Row number value
IM X(IM)                              <--+
```

The extended Matrix Market format for matrix A and vector b in Equation (A.1) is as follows:

$$A = \begin{pmatrix} 2 & 1 & & \\ 1 & 2 & 1 & \\ & 1 & 2 & 1 \\ & & 1 & 2 \end{pmatrix} \quad b = \begin{pmatrix} 0 \\ 1 \\ 2 \\ 3 \end{pmatrix} \quad (\text{A.1})$$

```
%%MatrixMarket matrix coordinate real general
4 4 10 1 0
1 2 1.00e+00
1 1 2.00e+00
2 3 1.00e+00
2 1 1.00e+00
2 2 2.00e+00
3 4 1.00e+00
3 2 1.00e+00
3 3 2.00e+00
4 4 2.00e+00
4 3 1.00e+00
1 0.00e+00
2 1.00e+00
3 2.00e+00
4 3.00e+00
```

A.2 Harwell-Boeing Format

The Harwell-Boeing format stores the matrix in the CSC format. Assume that the array `value` stores the values of the nonzero elements of matrix A , the array `index` stores the row indices of the nonzero elements and the array `ptr` stores pointers to the top of each column in the arrays `value` and `index`. The format is as follows:

```

Line 1 (A72,A8)
  1 - 72 Title
  73 - 80 Key
Line 2 (5I14)
  1 - 14 Total number of lines excluding header
 15 - 28 Number of lines for ptr
 29 - 42 Number of lines for index
 43 - 56 Number of lines for value
 57 - 70 Number of lines for right-hand side vectors
Line 3 (A3,11X,4I14)
  1 - 3 Matrix type
      Col.1: R Real matrix
            C Complex matrix
            P Pattern only (Not supported)
      Col.2: S Symmetric (Not supported)
            U Unsymmetric
            H Hermitian (Not supported)
            Z Skew symmetric (Not supported)
            R Rectangular (Not supported)
      Col.3: A Assembled
            E Elemental matrices (Not supported)
  4 - 14 Blank space
 15 - 28 Number of rows
 29 - 42 Number of columns
 43 - 56 Number of nonzero elements
 57 - 70 0
Line 4 (2A16,2A20)
  1 - 16 Format for ptr
 17 - 32 Format for index
 33 - 52 Format for value
 53 - 72 Format for right-hand side vectors
Line 5 (A3,11X,2I14) Only presents if there are right-hand side vectors
  1      right-hand side vector type
      F for full storage
      M for same format as matrix (Not supported)
  2      G if a starting vector is supplied
  3      X if an exact solution is supplied
  4 - 14 Blank space
 15 - 28 Number of right-hand side vectors
 29 - 42 Number of nonzero elements

```

The Harwell-Boeing format for matrix A and vector b in Equation (A.1) is as follows:

```

1-----10-----20-----30-----40-----50-----60-----70-----80
Harwell-Boeing format sample
      8          1          1          4          2      Lis
RUA          4          4          10         4
(11i7)      (13i6)      (3e26.18)      (3e26.18)
F          1          0
      1      3      6      9
      1      2      1      2      3      2      3      4      3      4

```

```

2.0000000000000000E+00  1.0000000000000000E+00  1.0000000000000000E+00
2.0000000000000000E+00  1.0000000000000000E+00  1.0000000000000000E+00
2.0000000000000000E+00  1.0000000000000000E+00  1.0000000000000000E+00
2.0000000000000000E+00
0.0000000000000000E+00  1.0000000000000000E+00  2.0000000000000000E+00
3.0000000000000000E+00

```

A.3 Extended Matrix Market Format for Vectors

The extended Matrix Market format for vectors is the extension of the Matrix Market format to handle the vector data. Assume that vector $b = (b_i)$ is a vector of size N and that $b_i = B(I)$. The format is as follows:

```

%%MatrixMarket vector coordinate real general <-- Header
% <--+
% | Comment lines with 0 or more lines
% <--+
N <-- Number of rows
I1 B(I1) <--+
I2 B(I2) | Row number value
. . . | The index is one-origin
IN B(IN) <--+

```

The extended Matrix Market format for vector b in Equation (A.1) is as follows:

```

%%MatrixMarket vector coordinate real general
4
1 0.00e+00
2 1.00e+00
3 2.00e+00
4 3.00e+00

```

A.4 PLAIN Format for Vectors

The PLAIN format for vectors is designed to write vector values in order. Assume that vector $b = (b_i)$ is a vector of size N and that b_i is equal to $B(I)$. The format is as follows:

```

B(1) <--+
B(2) | Vector value
. . . |
B(N) <--+

```

The PLAIN format for vector b in Equation (A.1) is as follows:

```

0.00e+00
1.00e+00
2.00e+00
3.00e+00

```